



FACILITY MASTER PLAN:

STEERING COMMITTEE #3





AGENDA



- Educational Framework Survey Results
- Begin Options Development



EDUCATIONAL FRAMEWORK MEETING



Held on Nov. 10th at Lee Eaton ES

- 21 committee members, and 17 non-committee members attended (this is lower participation from the community than we would have liked)
- 6 groups completed the survey
- An additional 815 online surveys were collected (This is a really big number – a good thing!)

Observations

- Doing nothing is not an option
- There is support for reducing the number of facilities
- There is support for three total facilities



EDUCATIONAL FRAMEWORK MEETING



Observations

- Doing nothing is not an option
- There is support for reducing the number of facilities
- There is support for three total facilities (One ES, One MS, One HS)

Elementary Sites	
1	100
2	85
3	128
4	118
5	6
6	2

Secondary Sites	
1	3
2	420
3	27

Total Sites	
2	2
3	97
4	81
5	115
6	128
7	9
8	5



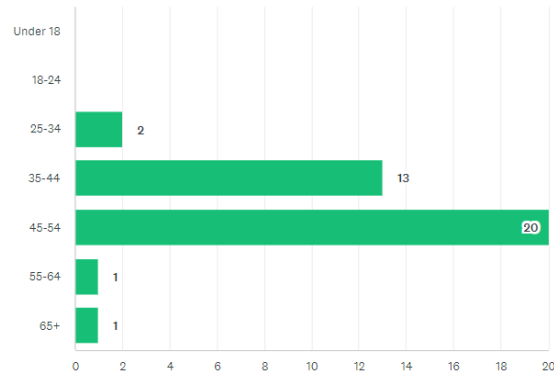
EDUCATIONAL FRAMEWORK DEMOGRAPHICS



Individual

Age

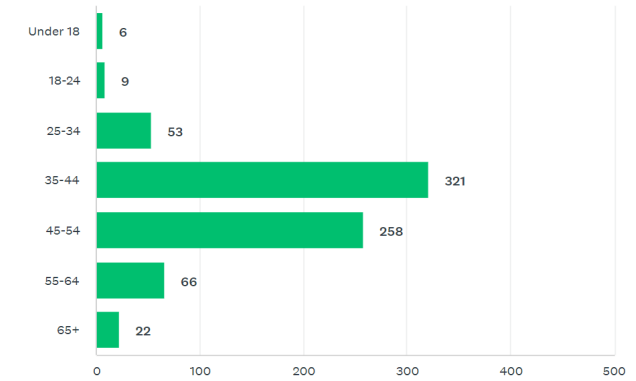
Answered: 37 Skipped: 1



Online

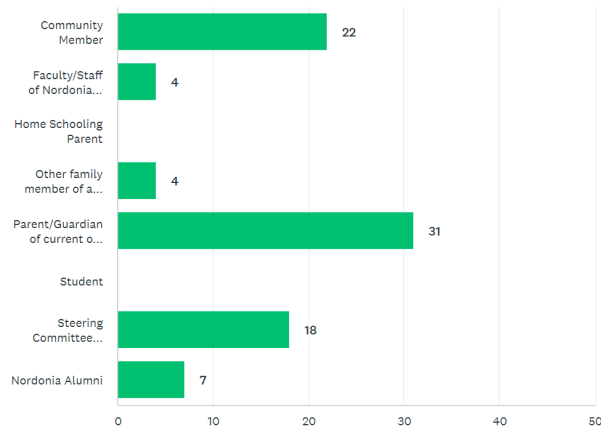
Age

Answered: 735 Skipped: 80



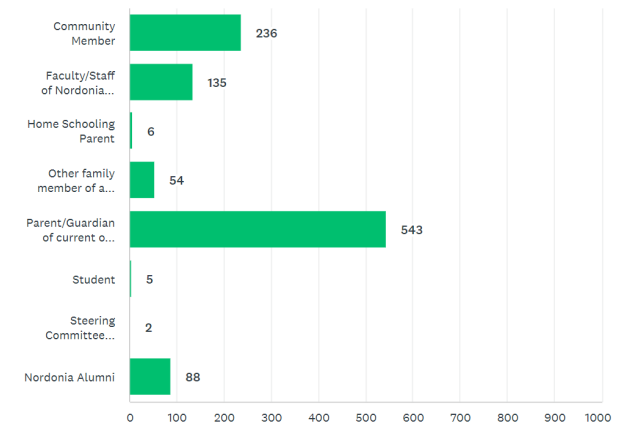
Which group best represents you? Please check all that apply.

Answered: 38 Skipped: 0



Which group best represents you? Please check all that apply.

Answered: 737 Skipped: 78





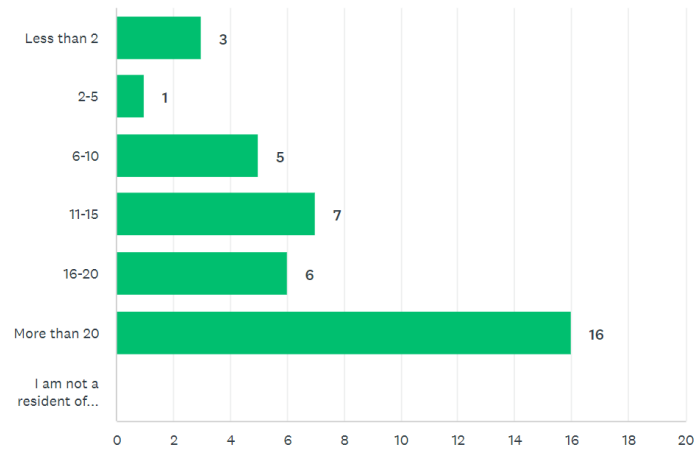
EDUCATIONAL FRAMEWORK DEMOGRAPHICS



Individual

How many years have you lived in the Nordonia Hills City School District?

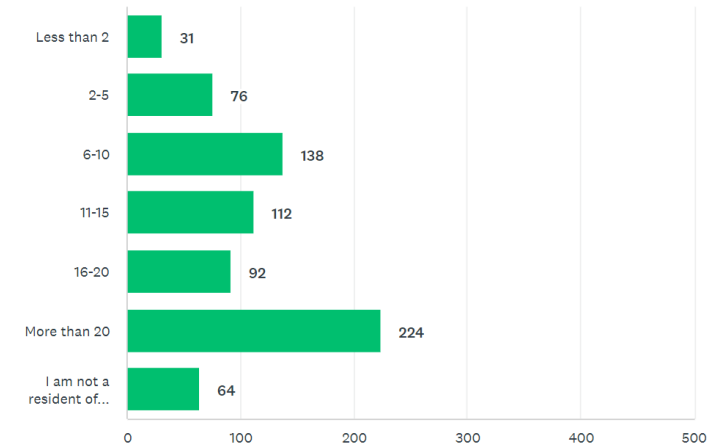
Answered: 38 Skipped: 0



Online

How many years have you lived in the Nordonia Hills City School District?

Answered: 737 Skipped: 78





EDUCATIONAL FRAMEWORK DEMOGRAPHICS

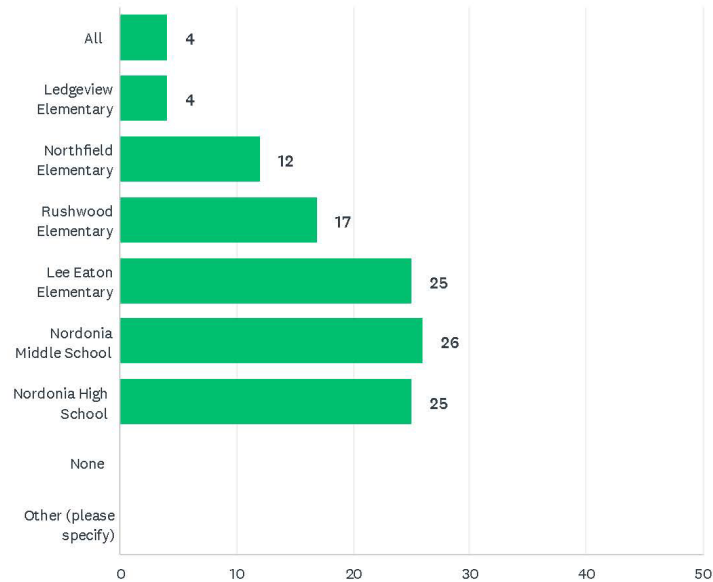


Individual

Online

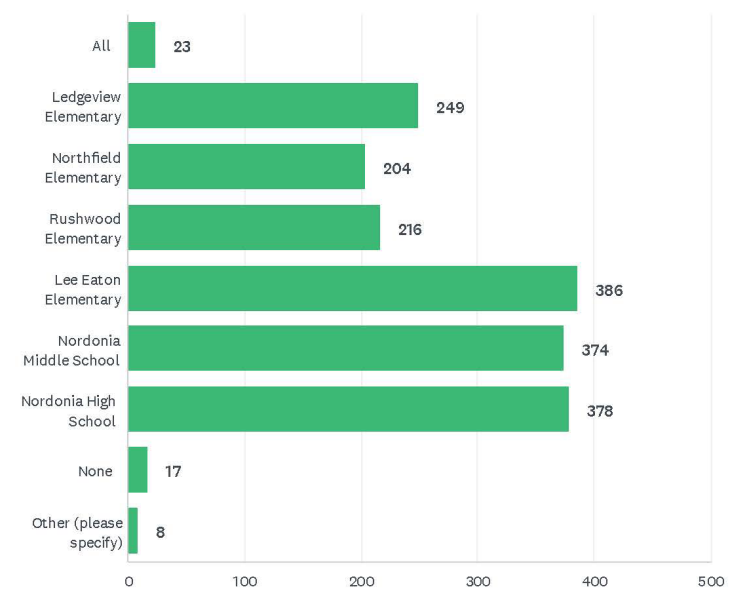
Q4 With which Nordonía Hills City School(s) are/were you connected/associated? Please select all that apply

Answered: 38 Skipped: 0



Q4 With which Nordonía Hills City School(s) are/were you connected/associated? Please select all that apply

Answered: 734 Skipped: 81





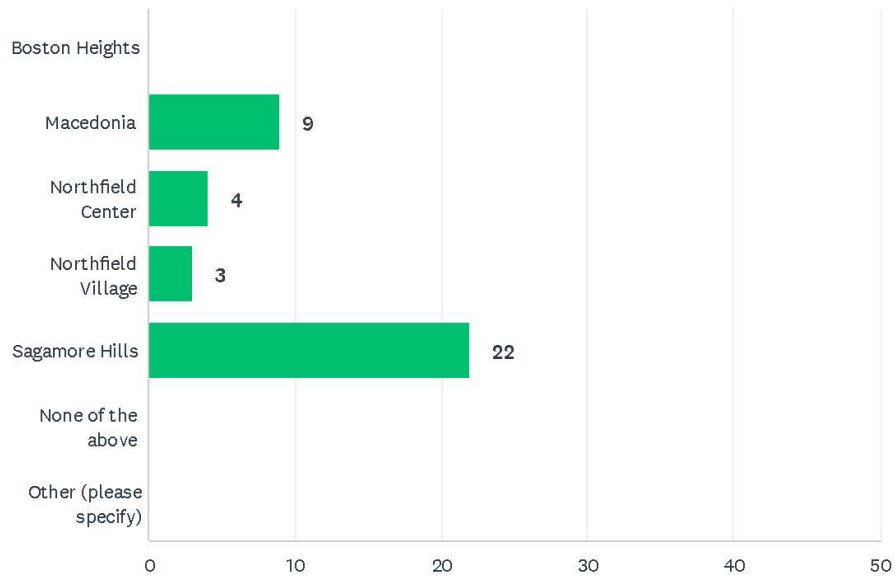
EDUCATIONAL FRAMEWORK DEMOGRAPHICS



Individual

Q5 In which community do you reside?

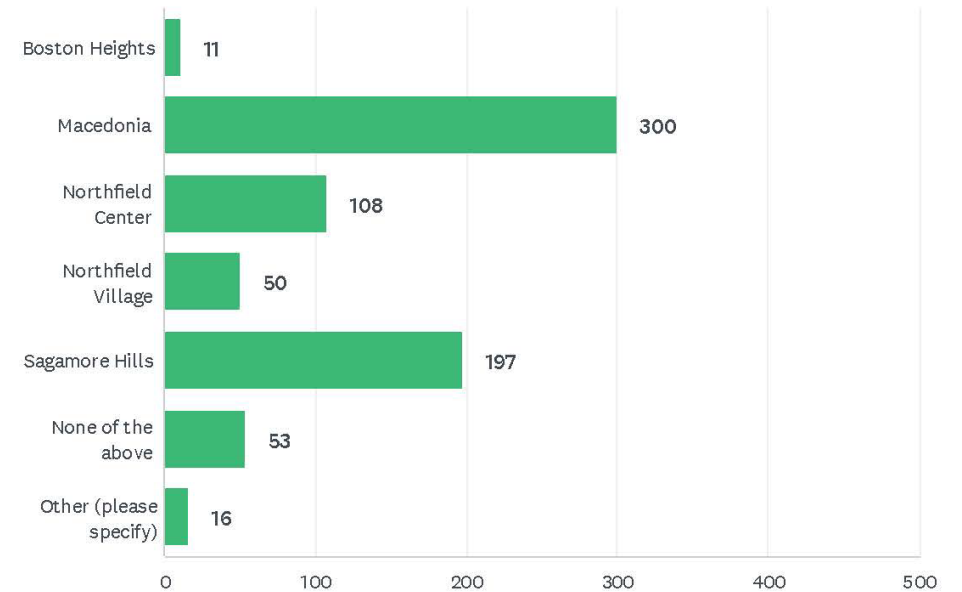
Answered: 38 Skipped: 0



Online

Q5 In which community do you reside?

Answered: 735 Skipped: 80





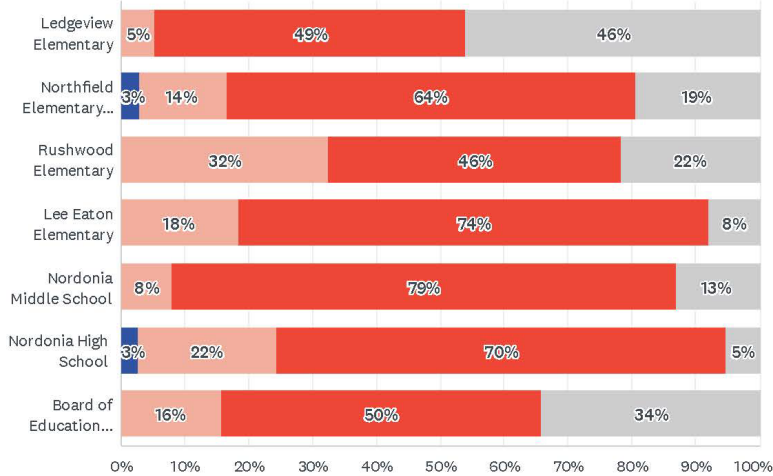
EDUCATIONAL FRAMEWORK RESULTS



What is your perception of the overall physical condition of the District facilities and site elements (fields, parking, etc.)?

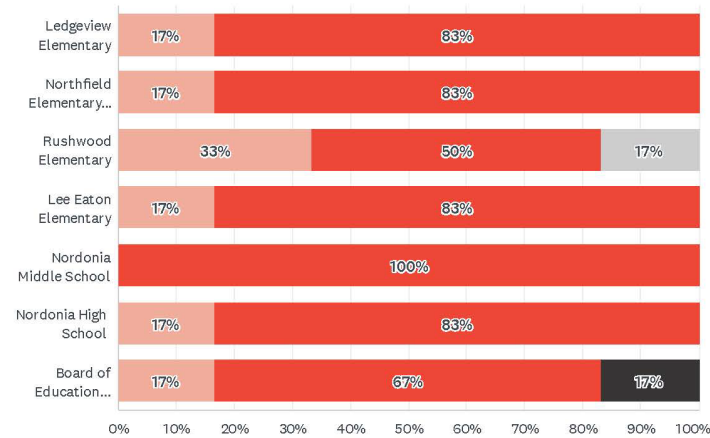
Individual

Answered: 38 Skipped: 0



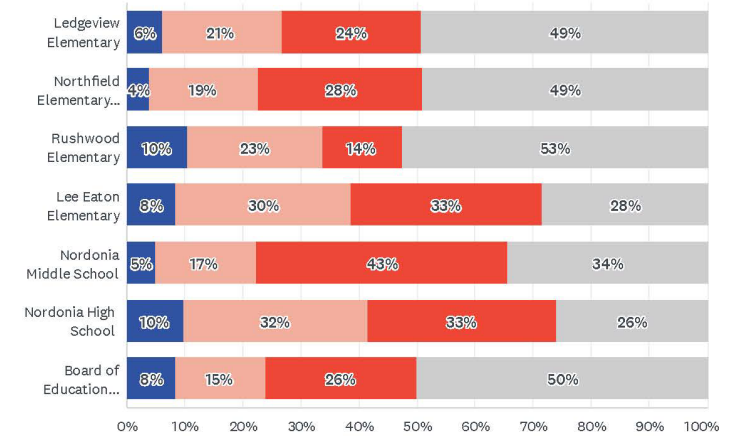
Group

Answered: 6 Skipped: 0



Online

Answered: 686 Skipped: 129



- Good
- Needs minor improvement(s)
- Needs major renovations or replaced
- Don't know / No opinion / Haven't been in this facility within the last...

- Good
- Needs minor improvement(s)
- Needs major renovations or replaced
- Don't know / No opinion / Haven't been in this facility within the last...
- No consensus

- Good
- Needs minor improvement(s)
- Needs major renovations or replaced
- Don't know / No opinion / Haven't been in this facility within the last...



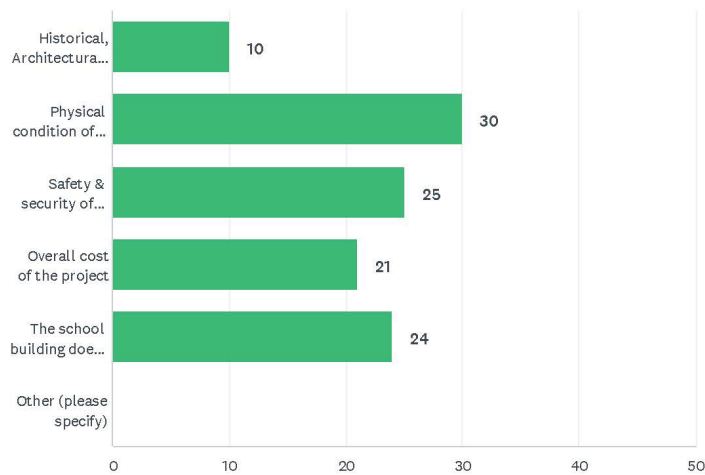
EDUCATIONAL FRAMEWORK RESULTS



If it is determined that a facility has reached the end of its useful life (poor condition and/or not suitable to meet current/future educational needs), which of the following factors should be considered in deciding whether or not the facility should be renovated or demolished and replaced?

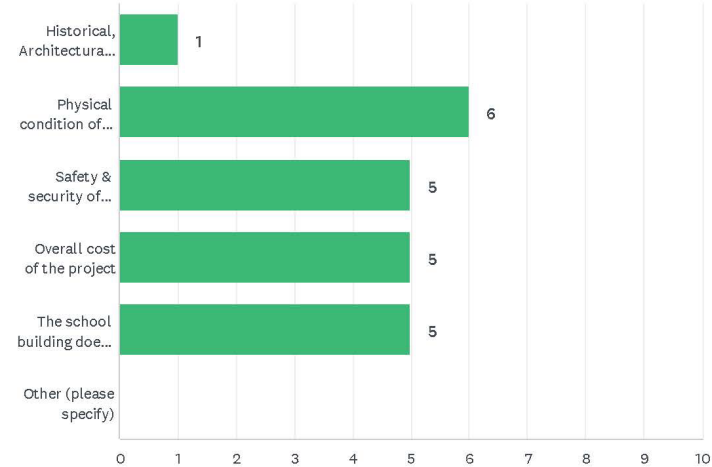
Individual

Answered: 38 Skipped: 0



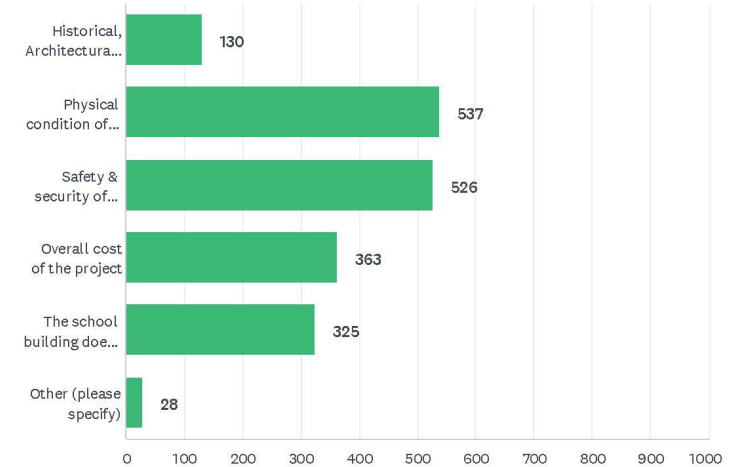
Group

Answered: 6 Skipped: 0



Online

Answered: 667 Skipped: 148





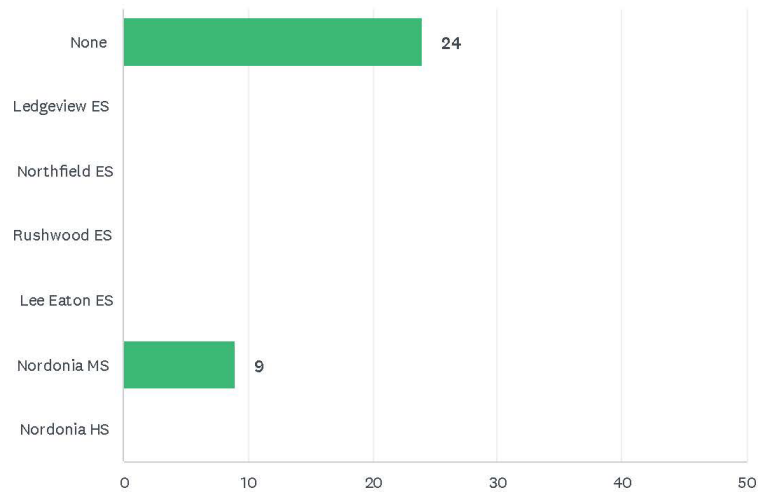
EDUCATIONAL FRAMEWORK RESULTS



Which, if any, of the facilities are architecturally, historically, or culturally significant to the point that they should be preserved regardless of cost?

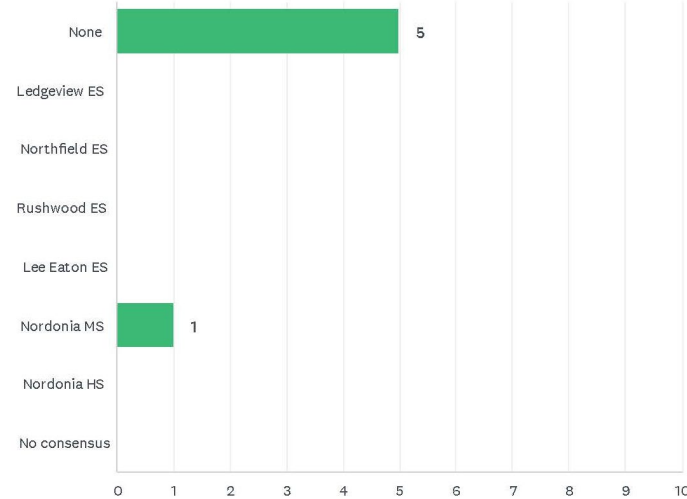
Individual

Answered: 33 Skipped: 5



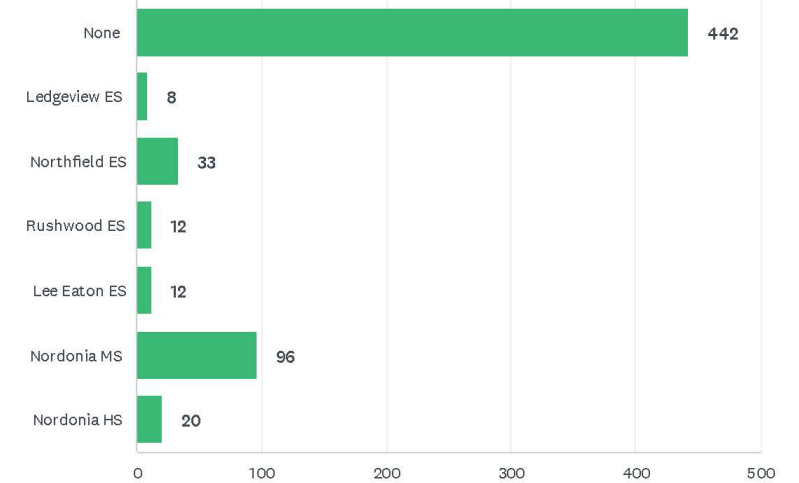
Group

Answered: 6 Skipped: 0



Online

Answered: 573 Skipped: 242





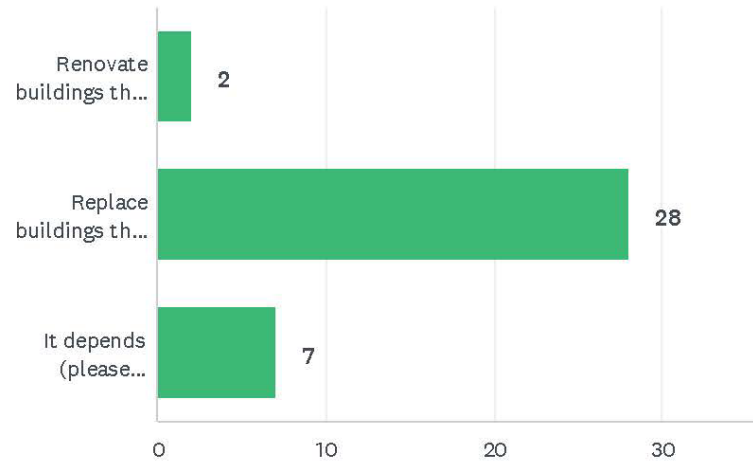
EDUCATIONAL FRAMEWORK RESULTS



Do you think it is more cost effective to:

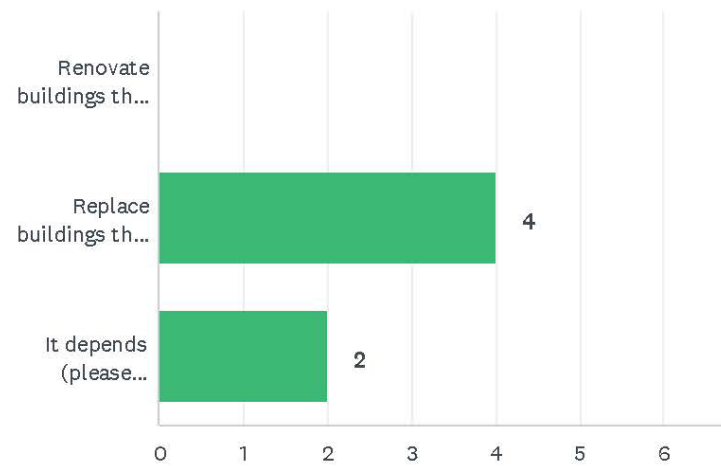
Individual

Answered: 37 Skipped: 1



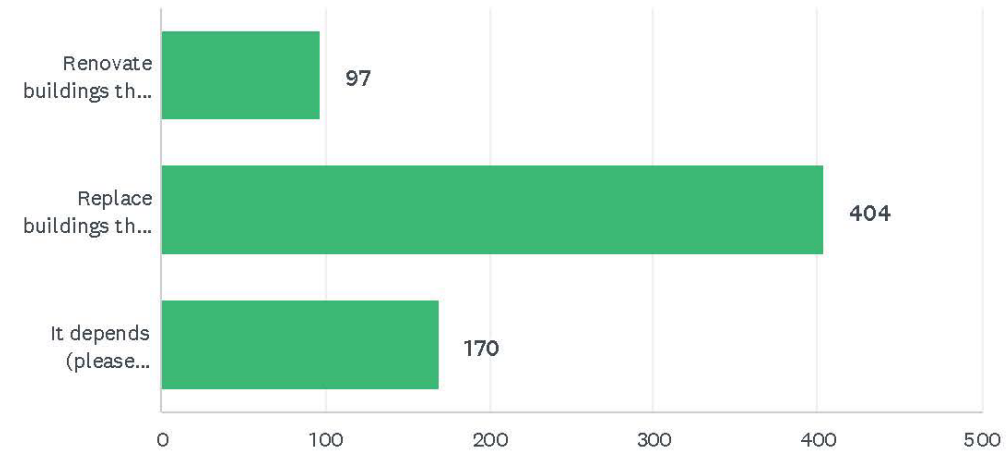
Group

Answered: 6 Skipped: 0



Online

Answered: 671 Skipped: 144





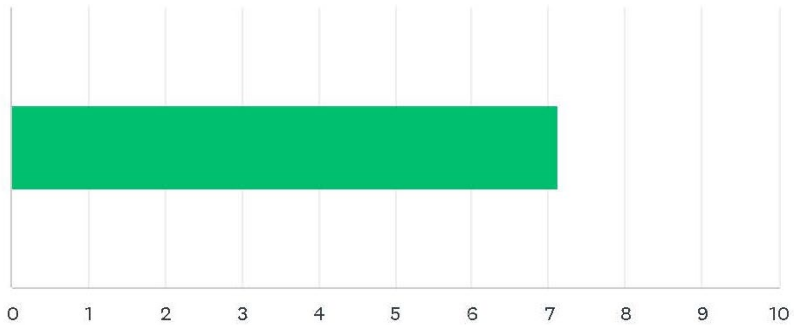
EDUCATIONAL FRAMEWORK RESULTS



Small schools (less than 350 students) are costly to operate and potentially provide fewer programs while large schools (500 or more students) are less costly to operate and provide more educational opportunities due to economies of scale. (Size of school is completely independent from class size) Please indicate your preference using the slider below.

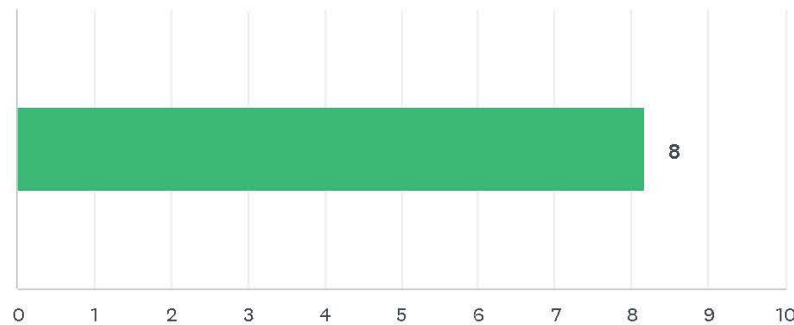
Individual

Answered: 34 Skipped: 4



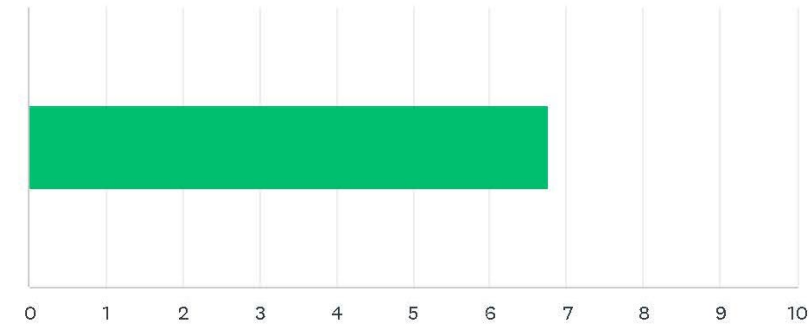
Group

Answered: 6 Skipped: 0



Online

Answered: 483 Skipped: 332





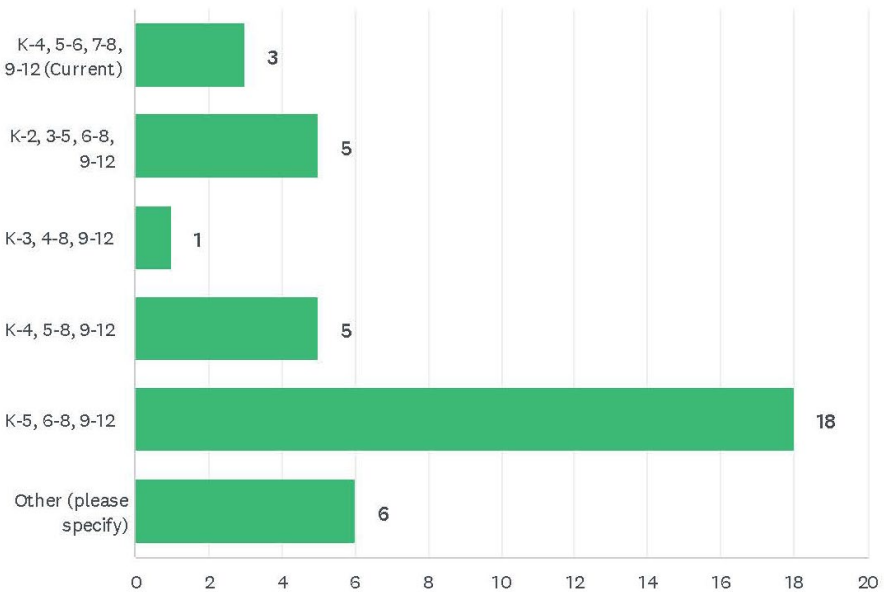
EDUCATIONAL FRAMEWORK RESULTS



What do you feel is the ideal grade configuration for the District?

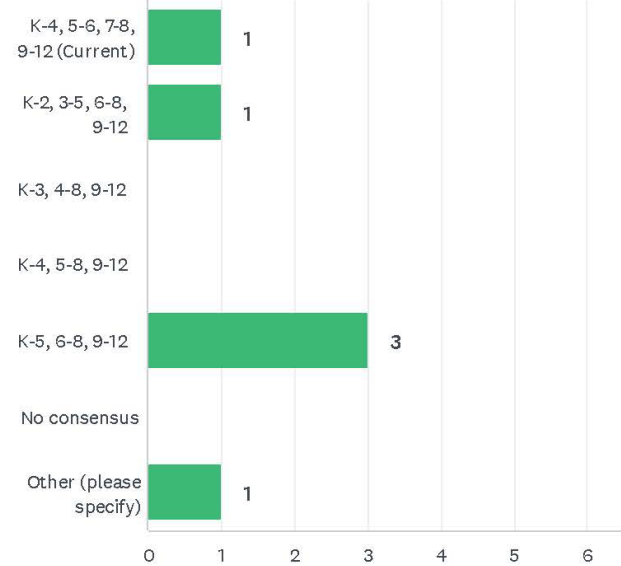
Individual

Answered: 38 Skipped: 0



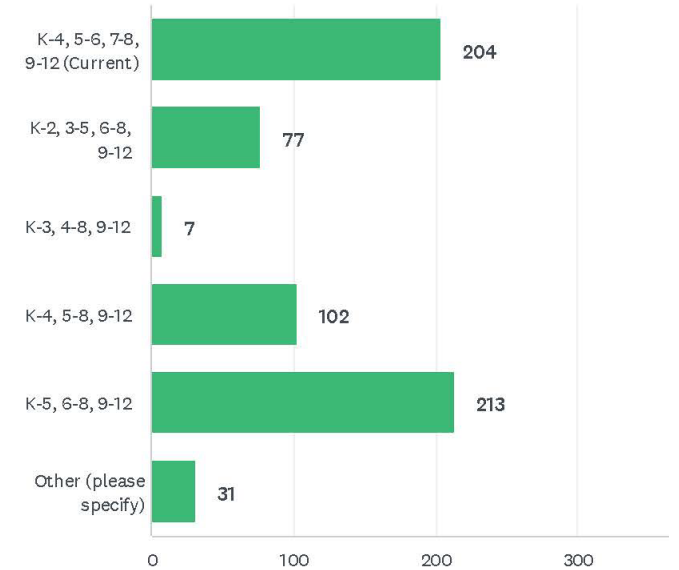
Group

Answered: 6 Skipped: 0



Online

Answered: 634 Skipped: 181





EDUCATIONAL FRAMEWORK RESULTS



Based on your selected grade configuration above, how do you think schools should be configured in the District? How many facilities for each grade configuration? (For Example: Three K-4, One 5-6, One 7-8, One 9-12)

Elementary Sites	
1	100
2	85
3	128
4	118
5	6
6	2

Secondary Sites	
1	3
2	420
3	27

Total Sites	
2	2
3	97
4	81
5	115
6	128
7	9
8	5



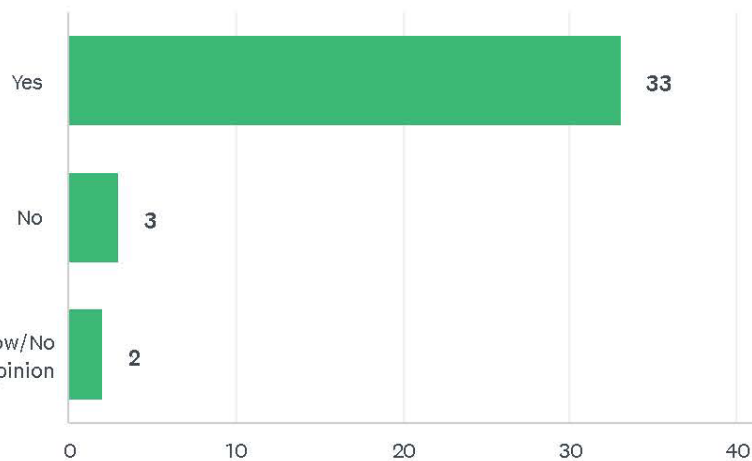
EDUCATIONAL FRAMEWORK RESULTS



Do you believe updated / newer school facilities impact the economic development of the region?

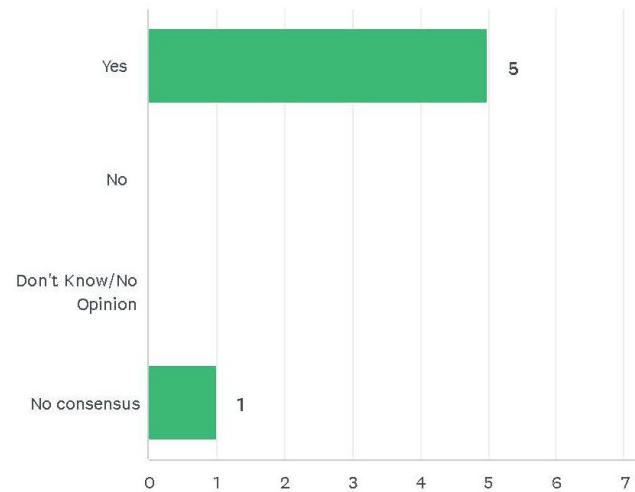
Individual

Answered: 38 Skipped: 0



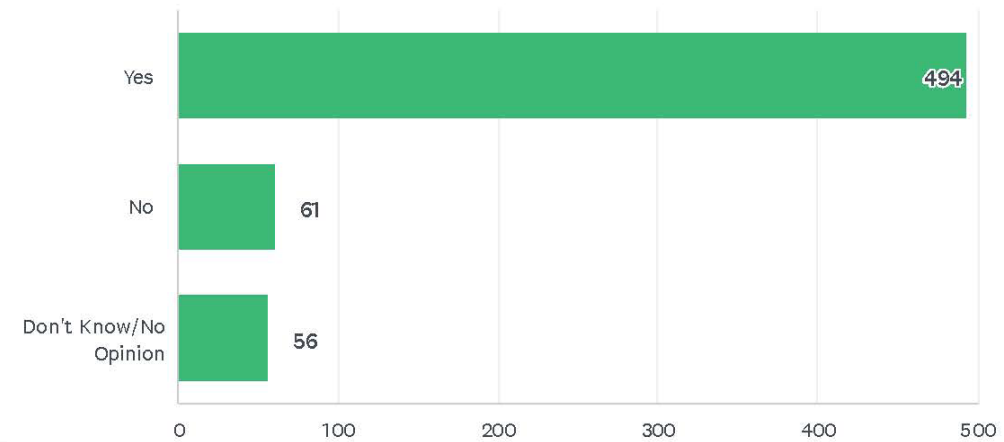
Group

Answered: 6 Skipped: 0



Online

Answered: 611 Skipped: 204





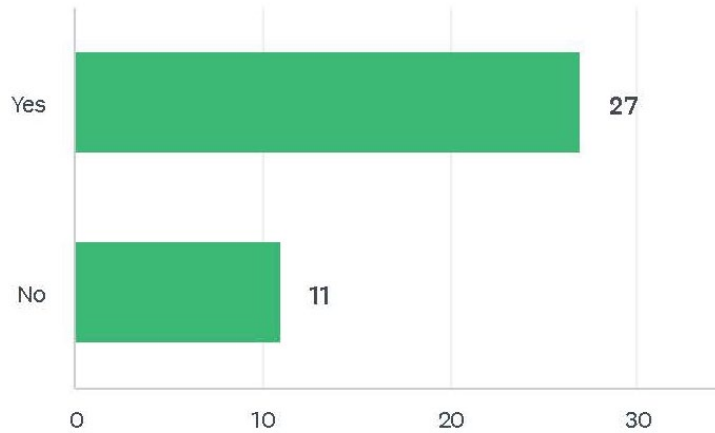
EDUCATIONAL FRAMEWORK RESULTS



Did the School District's reputation impact your residential decision?

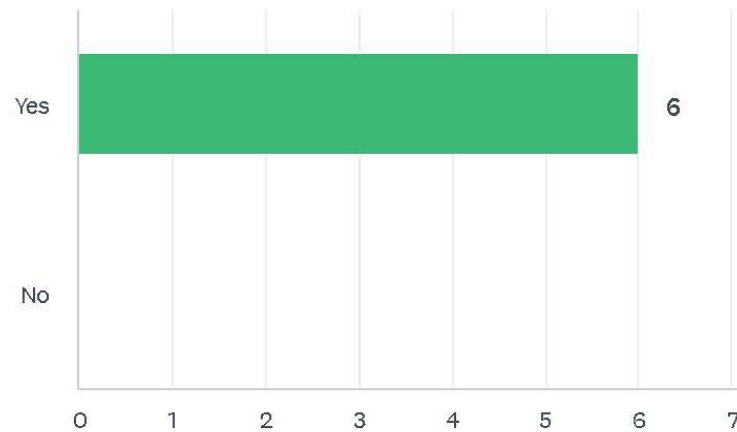
Individual

Answered: 38 Skipped: 0



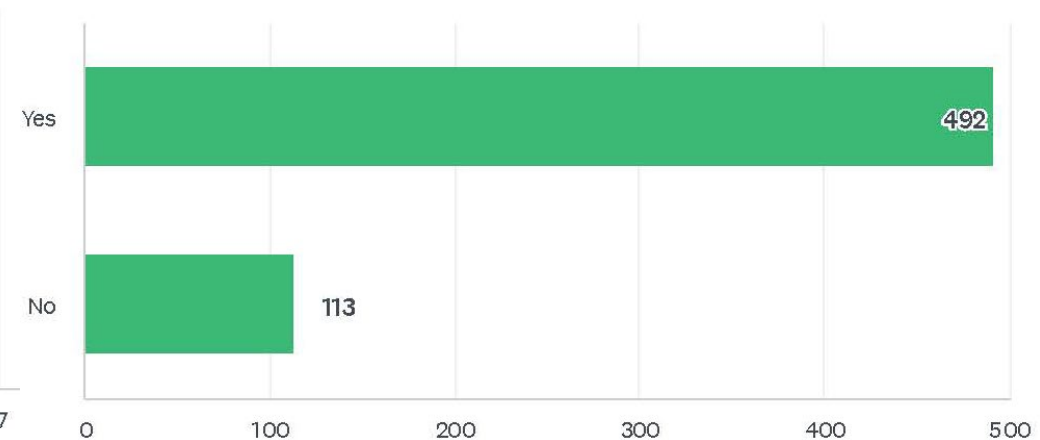
Group

Answered: 6 Skipped: 0



Online

Answered: 605 Skipped: 210





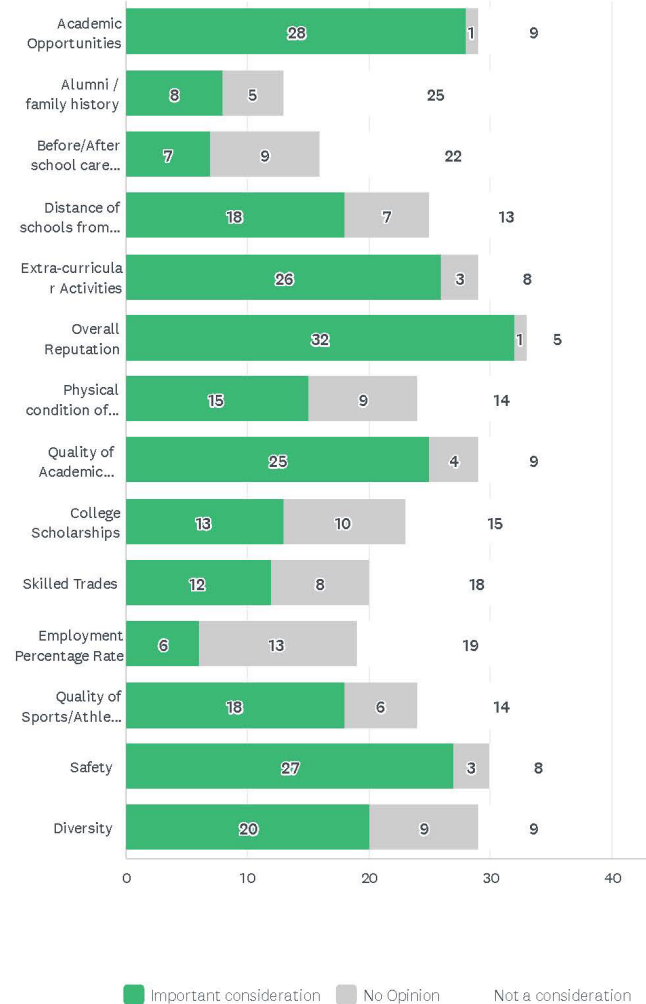
EDUCATIONAL FRAMEWORK RESULTS



Please indicate the extent to which the following factors may have influenced your decision to live in the School District.

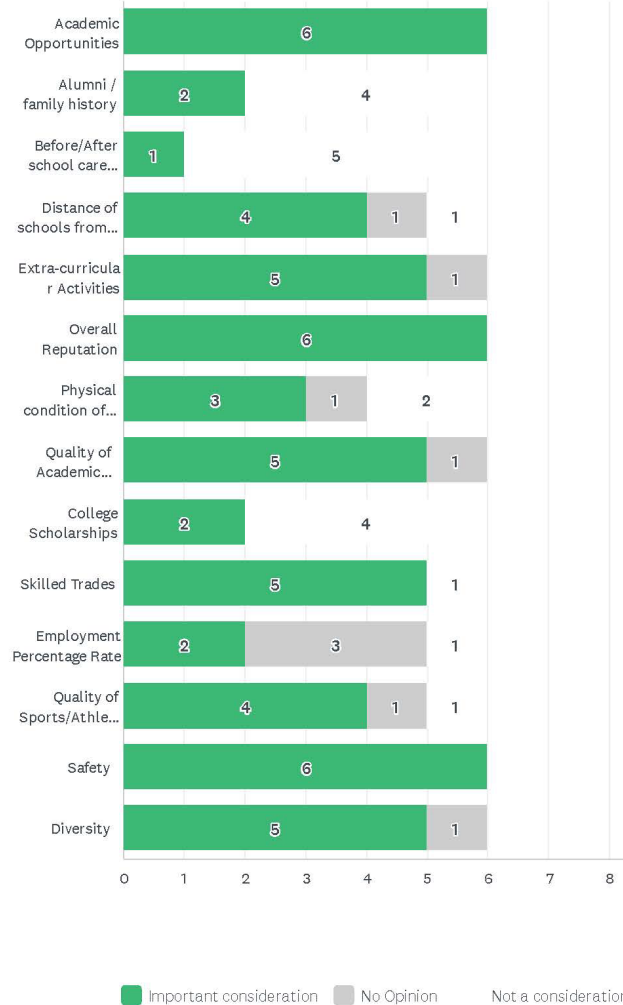
Individual

Answered: 38 Skipped: 0



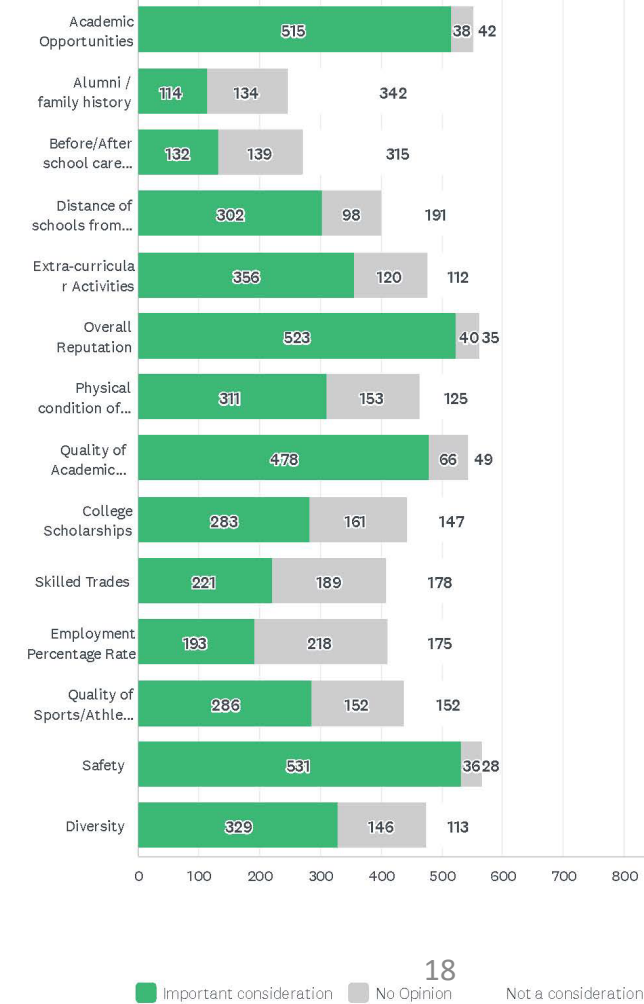
Group

Answered: 6 Skipped: 0



Online

Answered: 599 Skipped: 216





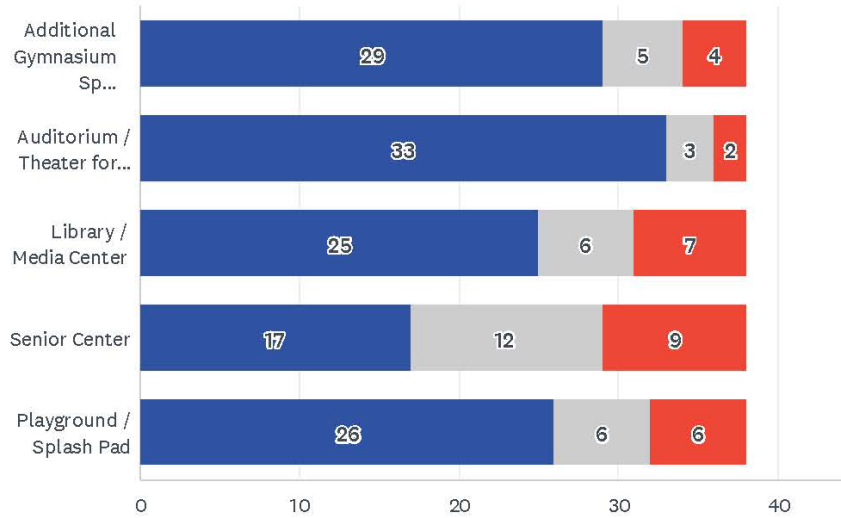
EDUCATIONAL FRAMEWORK RESULTS



What is your level of interest in having space available for shared public community use?

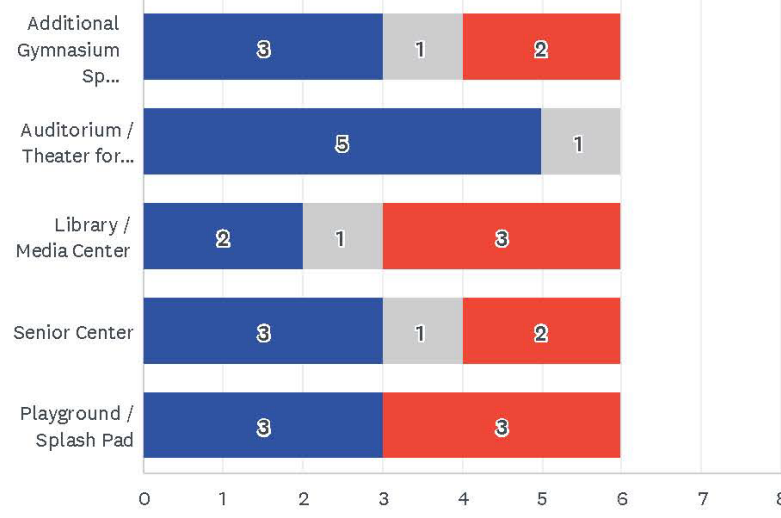
Individual

Answered: 38 Skipped: 0



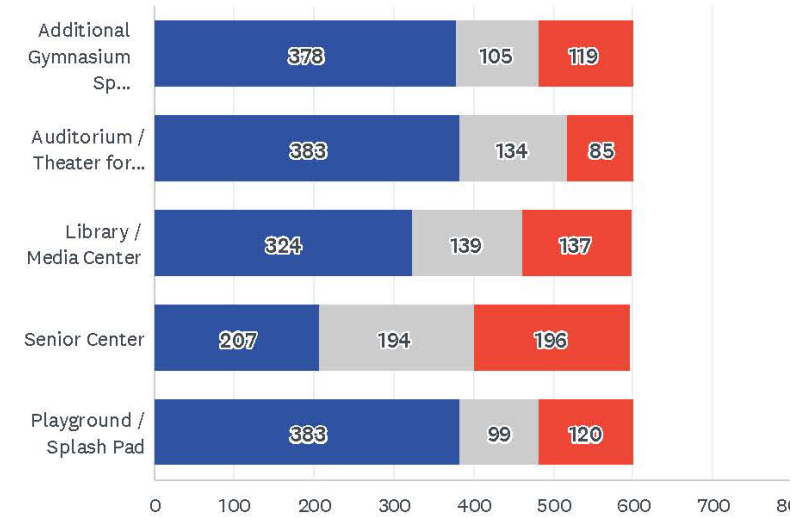
Group

Answered: 6 Skipped: 0



Online

Answered: 606 Skipped: 209



Interested No Opinion / Don't Know Not Interested

Interested No Opinion / Don't Know Not Interested

Interested No Opinion / Don't Know Not Interested



EDUCATIONAL FRAMEWORK RESULTS



The District currently operates three (3) tiers of bus routes resulting in multiple start times at the elementary level (Ledgeview, Northfield, and Rushwood start at 9:00am while Lee Eaton starts at 7:25am).

- Tier 1: High School 7:20am to 2:11pm and Lee Eaton 7:25am to 2:10pm
- Tier 2: Middle School and St. Barnabas School 8:00am to 2:50pm
- Tier 3: Ledgeview ES, Northfield ES, and Rushwood ES 9:00am to 3:30pm

Please rate your level of agreement with the following concepts.

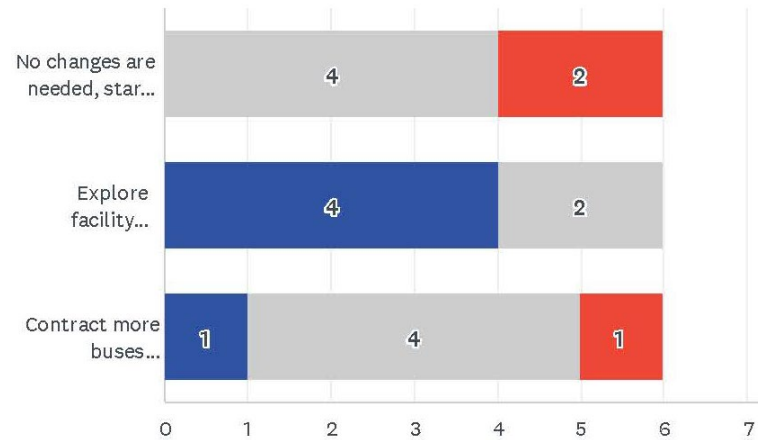
Individual

Answered: 38 Skipped: 0



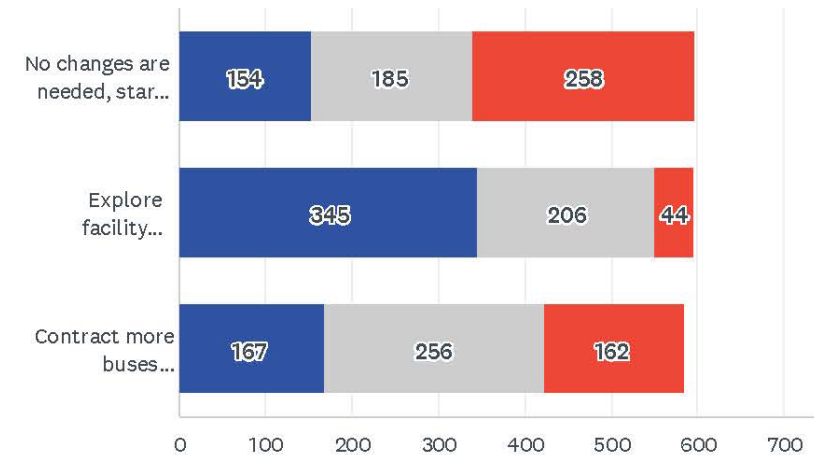
Group

Answered: 6 Skipped: 0



Online

Answered: 611 Skipped: 204



Agree Neutral Disagree

Agree Neutral Disagree

Agree Neutral Disagree



EDUCATIONAL FRAMEWORK RESULTS



Did anything surprise you?

Are the results about what you thought they would be?



BEGINNING OPTIONS DEVELOPMENT



Order of magnitude costs:

- **Replace current elementaries and the middle school “like for like”, renovate the High School: Approximately \$150M**
- **Construct 1 large K-5 for all elementary students, one middle school, renovate the High School: Approximately \$130M**

Operational Savings:

- **Cost savings of approximately \$700,000 per year per elementary school.**
 - **10-year savings \$7,000,000 per building reduced**



BEGINNING OPTIONS DEVELOPMENT



Land Acquisition Guidelines:

- Elementary 10 acres + 1 per 100 students
- Middle School 20 acres + 1 per 100 students
- High School: 35 acres + 1 per 100 students

Current Sites:

- Ledgeview
- Northfield
- Rushwood
- Lee Eaton
- Nordonia MS



BEGINNING OPTIONS DEVELOPMENT



Small Group Discussion:

- **Given the community feedback and the initial considerations, what options would you like to see flushed out for our next meeting?**
 - **Example: New K-5 @ Rushwood, New K-5 at Lee Eaton, New 6-8 Location TBD, Renovate High School, Repurpose / Demo: Northfield ES, Nordonia MS**
- **What are your thoughts on grade configuration? K-4 vs K-5. Should we make the options work independent of grade configuration?**

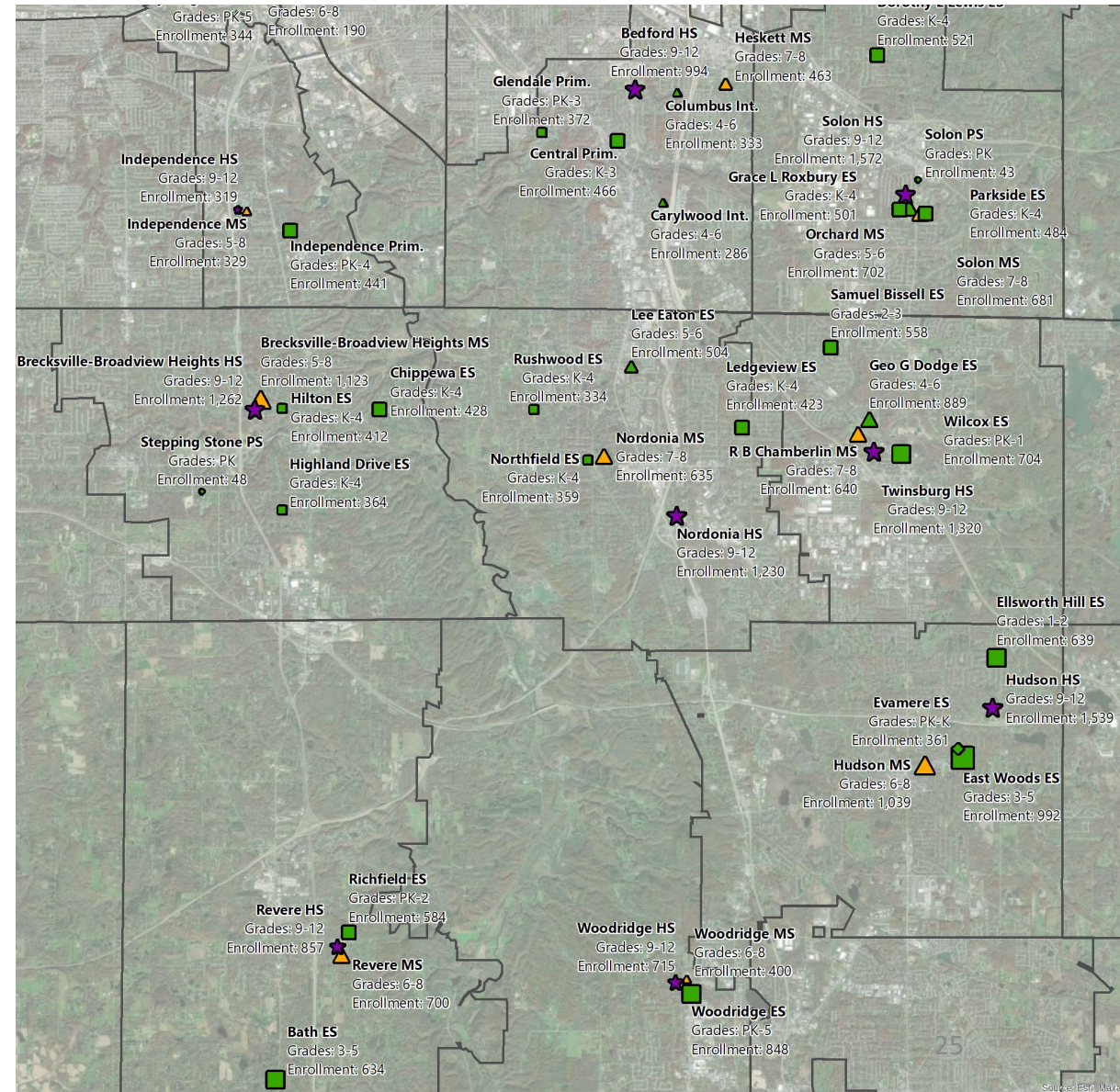


MAP OF NEIGHBORING SCHOOL DISTRICTS



District	Schools	Grades Served	Enrollment	Students / Grade
Bedford City Schools: PK-3, 4-6, 7-8, 9-12 2,914 Students	Central Primary School	K-3	466	117
	Glendale Primary School	PK-3	372	88
	Carylwood Intermediate School	4-6	286	95
	Columbus Intermediate School	4-6	333	111
	Heskett Middle School	7-8	463	232
	Bedford High School	9-12	994	249
Brecksville-Broadview Heights City Schools: PK, K-4, 5-8, 9-12 3,637 Students	Stepping Stone Preschool	PK	48	48
	Chippewa Elementary School	K-4	428	86
	Highland Drive Elementary School	K-4	364	73
	Hilton Elementary School	K-4	412	82
	Brecksville-Broadview Heights Middle School	5-8	1,123	281
	Brecksville-Broadview Heights High School	9-12	1,262	316
Hudson City Schools: PK-K, 1-2, 3-5, 6-8, 9-12 4,570 Students	Evamere Elementary School	PK-K	361	289
	Ellsworth Hill Elementary School	1-2	639	320
	East Woods Elementary School	3-5	992	331
	Hudson Middle School	6-8	1,039	346
	Hudson High School	9-12	1,539	385
Independence Local Schools: PK-4, 5-8, 9-12 1,089 Students	Independence Primary School	PK-4	441	84
	Independence Middle School	5-8	329	82
	Independence High School	9-12	319	80
Nordonia Hills City Schools K-4, 5-6, 7-8, 9-12 3,485 Students	Ledgeview Elementary School	K-4	423	85
	Northfield Elementary School	K-4	359	72
	Rushwood Elementary School	K-4	334	67
	Lee Eaton Elementary School	5-6	504	252
	Nordonia Middle School	7-8	635	318
Revere Local Schools PK-2, 3-5, 6-8, 9-12 2,775 Students	Nordonia High School	9-12	1,230	308
	Richfield Elementary School	PK-2	584	180
	Bath Elementary School	3-5	634	211
	Revere Middle School	6-8	700	233
Solon City Schools PK, K-4, 5-6, 7-8, 9-12 4,504 Students	Revere High School	9-12	857	214
	Solon Preschool	PK	43	43
	Dorothy E Lewis Elementary School	K-4	521	104
	Grace L Roxbury Elementary School	K-4	501	100
	Parkside Elementary School	K-4	484	97
	Orchard Middle School	5-6	702	351
	Solon Middle School	7-8	681	341
Solon High School	9-12	1,572	393	
Twinsburg City Schools PK-1, 2-3, 4-6, 7-8, 9-12 4,111 Students	Wilcox Elementary School	PK-1	704	313
	Samuel Bissell Elementary School	2-3	558	279
	Geo G Dodge Elementary School	4-6	889	296
	R B Chamberlin Middle School	7-8	640	320
Woodridge Local Schools PK-5, 6-8, 9-12 1,963 Students	Twinsburg High School	9-12	1,320	330
	Woodridge Elementary School	PK-5	848	136
	Woodridge Middle School	6-8	400	133
	Woodridge High School	9-12	715	179

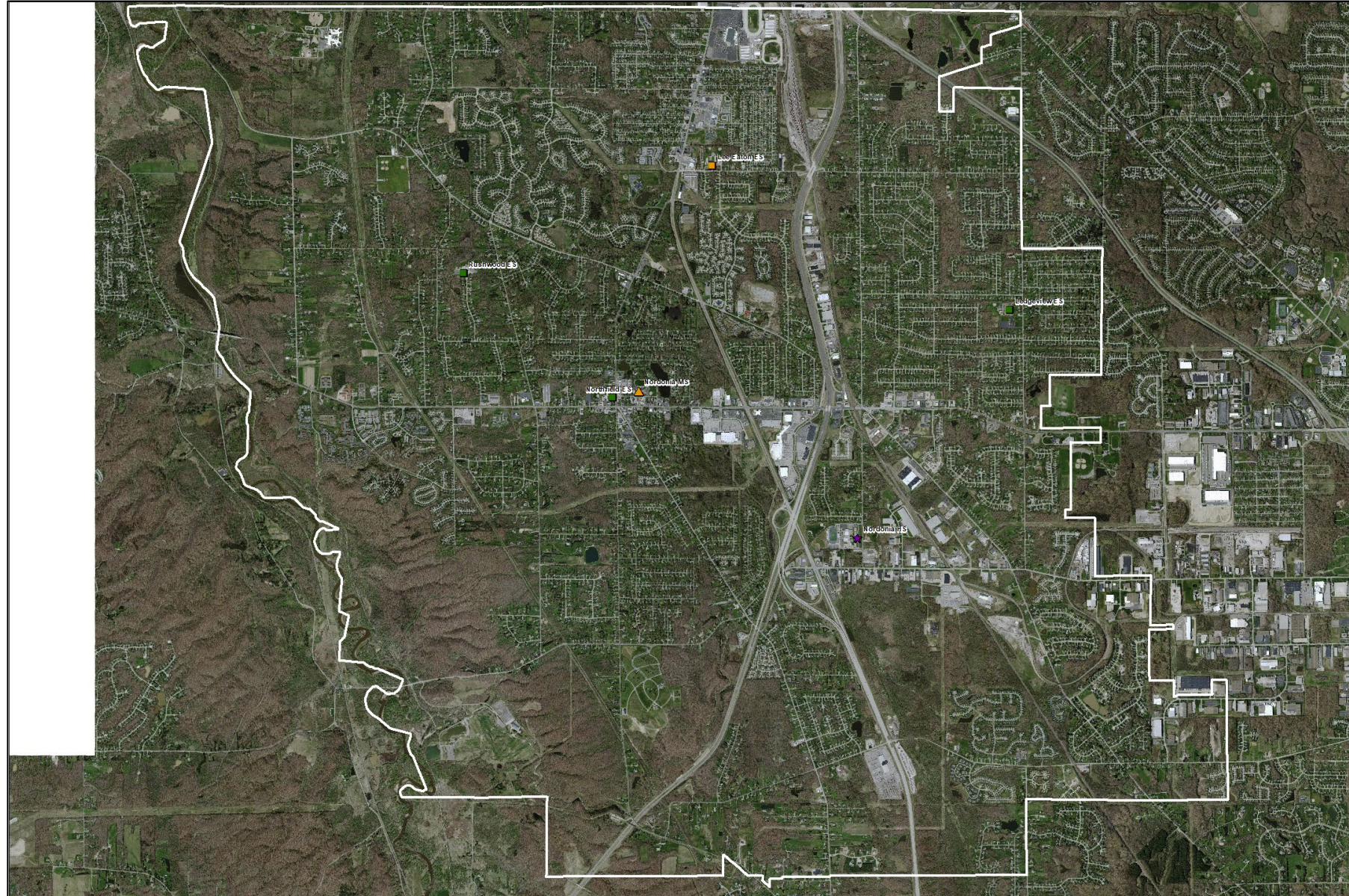
Source (2020): <https://education.ohio.gov/Topics/Data/Frequently-Requested-Data/Enrollment-Data>



Source: Esri, Maxar

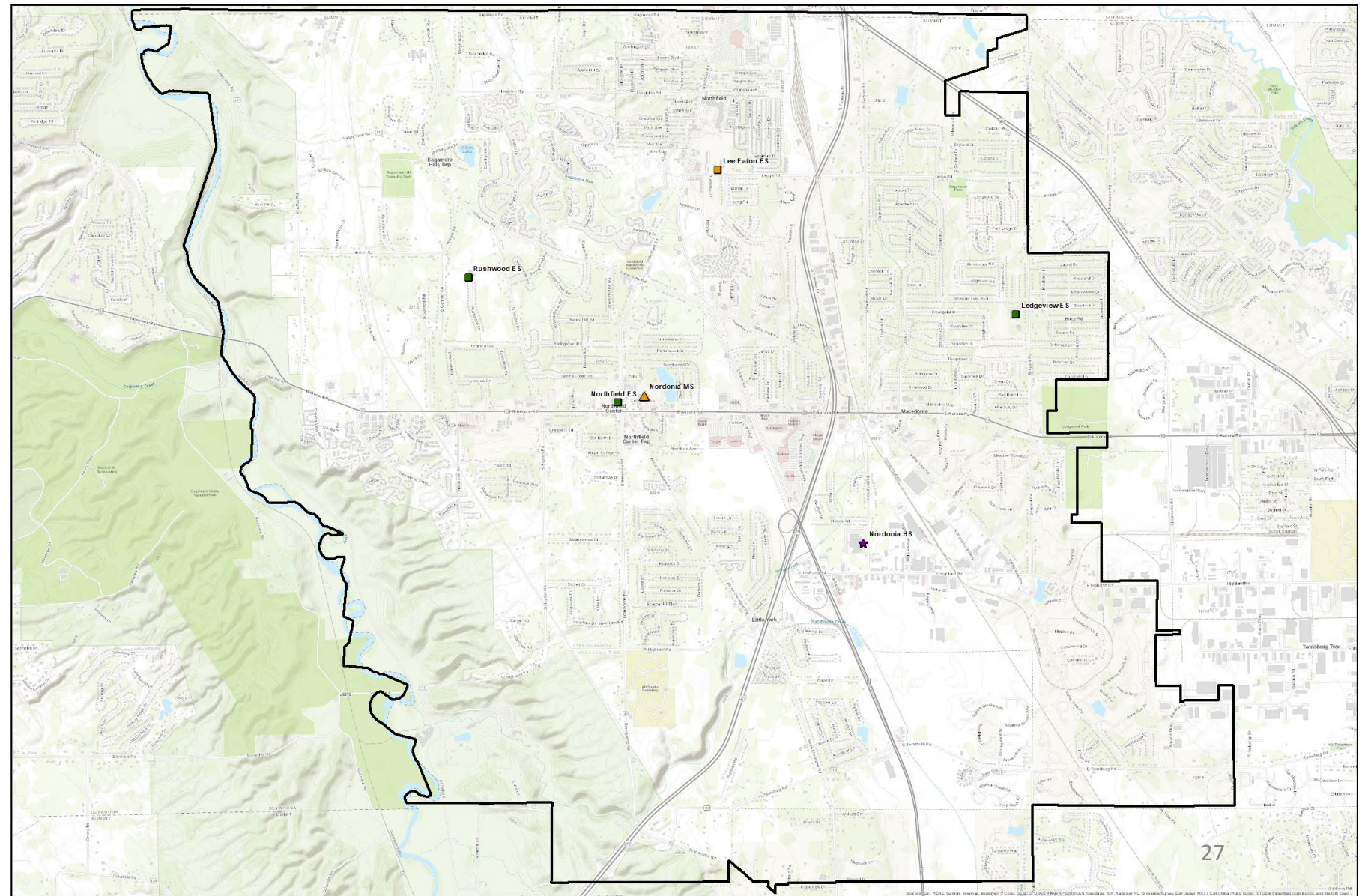


DISTRICT MAP





DISTRICT MAP





PROJECT WEBSITE



<https://coopstratprojects.com/nordoniahillscitysd/>



THANK YOU!

Next Meeting:

Steering Committee #4

December 15

Rushwood Elementary School Cafeteria

6:00 pm