



Idaho Falls School District 91



Facilities Master Plan (FMP)

&

Community Survey Results

Board of Trustees Presentation

March 9, 2022



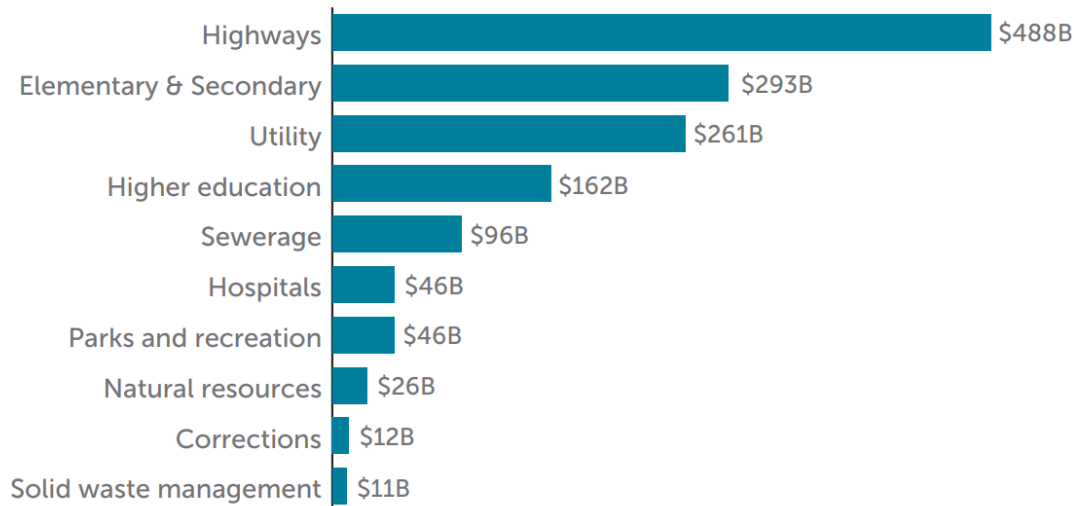
COOPERATIVE STRATEGIES

Statewide school facility needs



Schools are critical infrastructure

State and Local Government Total Capital Outlay by Sector for FY14-18



Data Source: F-13 State Fiscal Survey of U.S. Census of Governments FY2014-2018, in actual \$.

Source: The [2021 State of our Schools Report](#) (National Council on School Facilities)

1 of every 6 Americans set foot in a public school everyday. Public Schools represent the second-largest investment in public infrastructure for across all national, state and local governments. In Idaho, these costs fall solely on local communities.

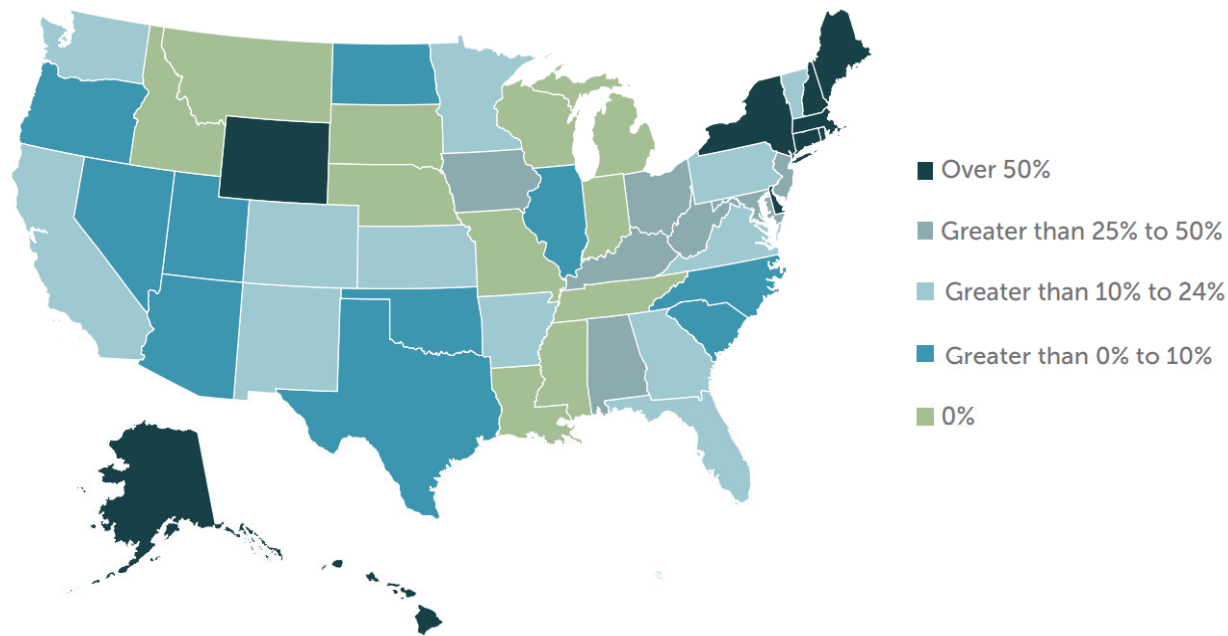
A 2022 [Idaho Office of Performance Evaluations State report](#) estimated \$1.3 billion in school facility needs 30 years ago & that this figured is likely to have increased up to \$1 billion more since.



Statewide data | spending on school facilities



Levels of State Contribution to District School Construction Capital Outlay FY09-19



Data Source: U.S. Census of Governments F-33 Fiscal Survey: data field C11 – State Revenue for Capital Outlay and Debt Service, (adjusted for Ohio, New York, and Oregon). See Appendix E: Source of Capital Funds for School Construction Capital Outlay FY2009-2019 in 2020\$.

Source: The [2021 State of our Schools Report](#) (National Council on School Facilities)

Lowest investment

Idaho offers no state-level funding program for school facilities. From maintenance to construction, schools are behind in needed investments as 100% of facility construction and upkeep costs are born by local communities.



The **lowest per student spending on building maintenance of any state**; only the territory of American Samoa spends less



In the last 20 years, Idaho public school districts have invested **less than any other state besides Rhode Island and Vermont** in school construction and renovations (populations 900K-1.3 M less)

Idaho Leads the Country in Population Growth

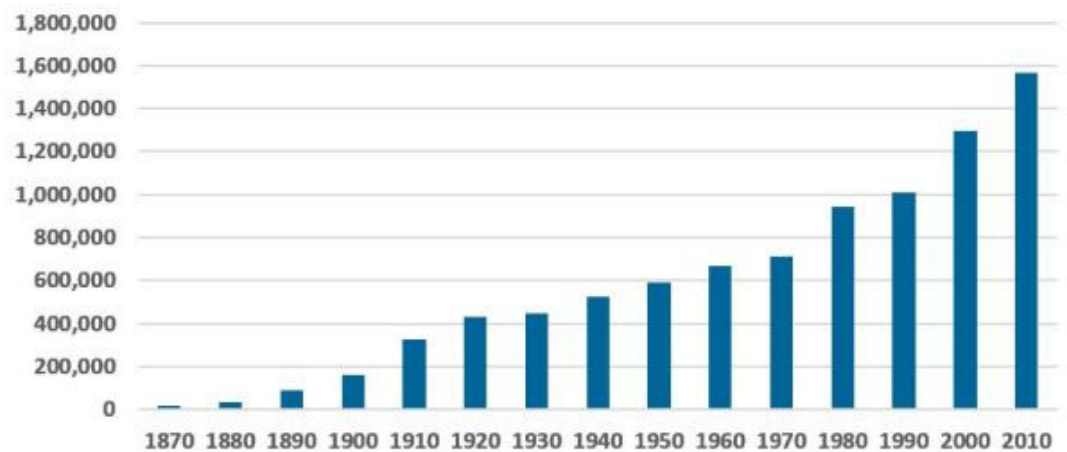
Idaho's population keeps growing at a faster clip than other states.

By [Associated Press](#) | Dec. 25, 2021, at 12:29 p.m.

Growth is coming

Idaho's population has grown for the past five years and currently is growing faster than any other state. In addition to addressing chronic building condition needs, school construction is required to keep pace with growth and to relieve overcrowding.

Population of Idaho



Source: [The Idaho Department of Labor](#)



Something has to give

Between billions in backlog deferred maintenance, construction and renovations, the fastest population growth coupled with the lowest spending on school facilities in the country, Idahoans will have to find ways to invest in school facilities in the coming years one way or another; growth is coming and the condition needs already exist.

Chronic lack of funding

ID has the lowest spending in the nation on public school maintenance and 3rd lowest in overall public school construction and renovation over the last 20 years

\$2 billion+

Estimated public school facility condition renovation and construction needs that have accumulated across the state over the last 30 years when accounting for inflation

Growth

Statewide population growth is the fastest in the nation; new capacity will be required



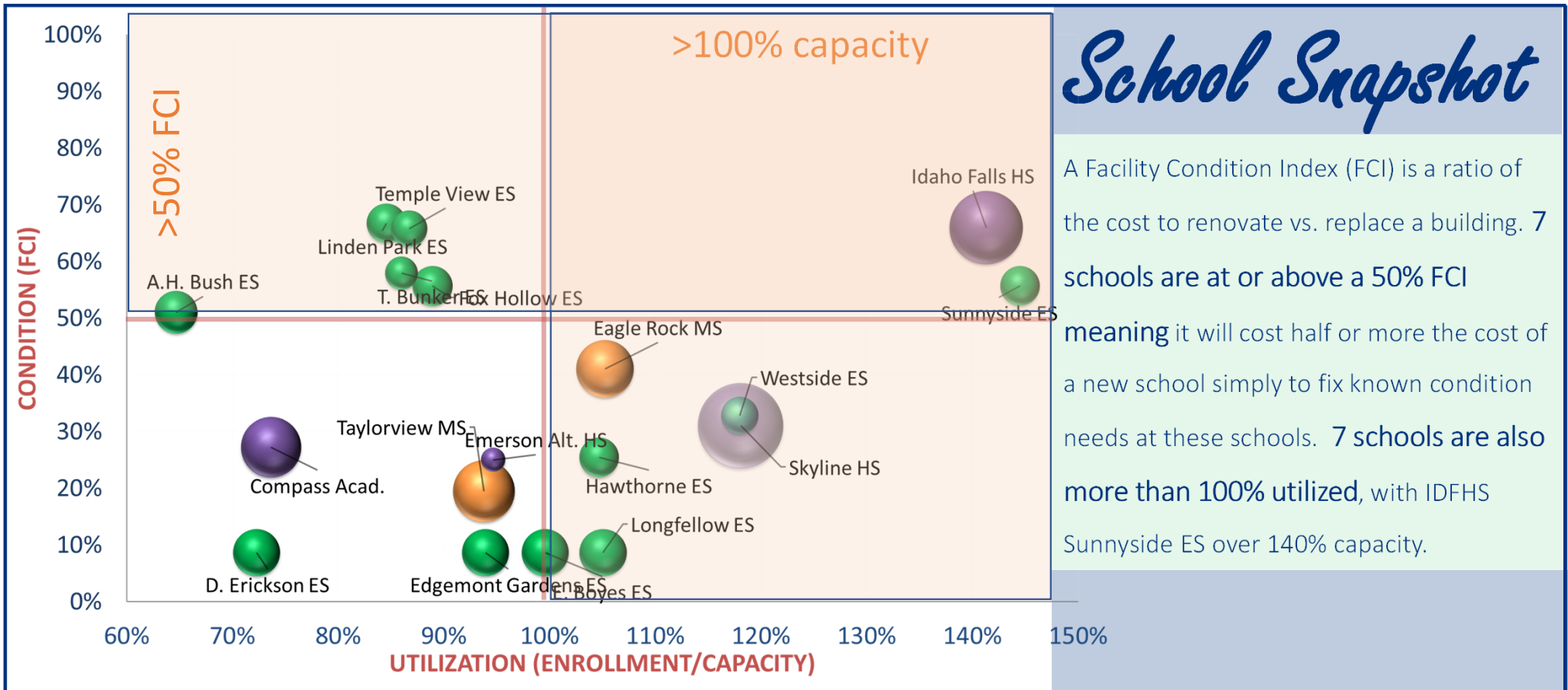
D91 school
facility needs

IDAHO

FALLS



D91 | school condition and capacity needs



Safety, Security & ADA Accessibility

Schools are built with the safety and accessibility standards of their day. Half of all IDFHS were built prior to 1966, and 11 of the 18 schools were built prior to the first passage of the Americans with Disabilities Act (ADA) in 1990. Major renovations are required to meet current standards for things like separating bus, car and pedestrian traffic, controlling access to school facilities, providing adequate accessibility for students with disabilities, and providing main offices with clear sight of main entrances.



School	Year Built	Square Feet
Emerson Alternative High School	1929	17,739
Hawthorne Elementary	1938	47,297
Idaho Falls High School	1951	165,632
Linden Park Elementary	1955	46,439
A.H. Bush Elementary	1956	55,707
Temple View Elementary	1958	39,932
Compass Academy	1961	112,244
Theresa Bunker Elementary	1963	32,453
Skyline High School	1965	226,832
Westside Elementary	1979	42,046
Eagle Rock Middle School	1981	101,696
Fox Hollow Elementary	1991	48,768
Sunnyside Elementary	1991	46,896
Taylorview Middle School	1991	117,182
Dora Erickson Elementary	2013	67,806
Ethel Boyes Elementary	2013	67,806
Edgemont Gardens Elementary	2014	67,806
Longfellow Elementary	2014	67,806

Underinvestment adds up



The vast majority of the costs associated with school buildings over their lifetimes are in renovating & replacing major systems like roofs, HVAC units, Mechanical, Electrical and Plumbing (MEP) systems, and interiors. The chronic lack of funding available to perform major system replacements and renovations has led to a significant backlog. In 2019 that backlog was identified at \$130M, with costs and needs escalating since. The longer major building renovations are deferred, the more they will cost in the future and the more secondary issues these aged systems will cause. **Short-term investments to replace systems, or sometimes entire buildings, can yield long-term operational savings; the opposite is also true. The cheapest option today is not always the cheapest or best option for tomorrow.**

D91 | overcrowding & balancing enrollment



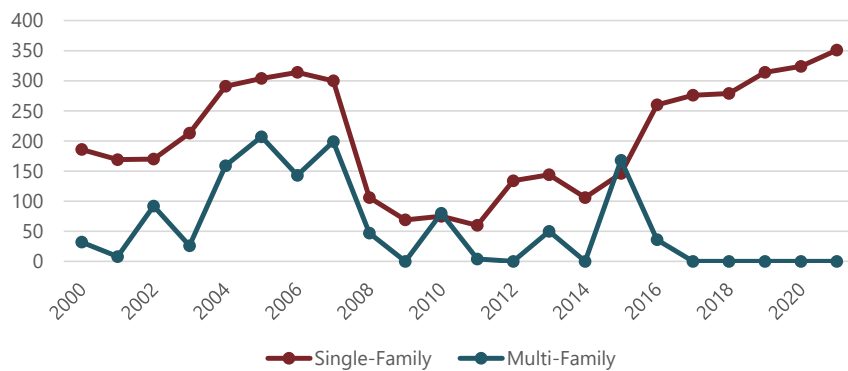
Boundary changes alone cannot address overcrowding

Districts aim to operate their facilities greater than 80% of school capacity but less than 100%. While IFSD91 has two northside elementary schools with some surplus capacity, the small surplus is not enough to accommodate all the **current** elementary students in the district, let alone allow for future growth. **Sunnyside ES is significantly overcrowded**, and its neighboring elementary schools are also over 100% utilized. The Middle Schools are full, and **both comprehensive high schools are significantly overcrowded**, with that trend accelerating in the coming years.

School	Current Enrollment	Current Program Utilization	5-Year Projected Utilization	FCI
A.H. Bush Elementary	328	65%	63%	0.51
Dora Erickson Elementary	384	72%	71%	0.09
Edgemont Gardens Elementary	499	94%	100%	0.09
Ethel Boyes Elementary	529	100%	111%	0.09
Fox Hollow Elementary	408	89%	83%	0.56
Hawthorne Elementary	278	105%	103%	0.25
Linden Park Elementary	388	85%	84%	0.67
Longfellow Elementary	558	105%	95%	0.09
Sunnyside Elementary	663	145%	148%	0.56
Temple View Elementary	356	87%	84%	0.66
Theresa Bunker Elementary	270	86%	93%	0.58
Westside Elementary	514	118%	112%	0.33
ELEMENTARY SUBTOTAL	5,175	95%	95%	0.33
Eagle Rock Middle School	840	105%	96%	0.41
Taylorview Middle School	788	94%	94%	0.19
MIDDLE SCHOOL SUBTOTAL	1,628	99%	95%	0.30
Idaho Falls High School	1,306	141%	152%	0.66
Skyline High School	1,339	118%	121%	0.31
Compass Academy	442	74%	77%	0.27
Emerson Alternative High School	142	95%	113%	0.25
HIGH SCHOOL SUBTOTAL	3,229	115%	122%	0.42
GRAND TOTAL	10,032	102%	103%	0.36

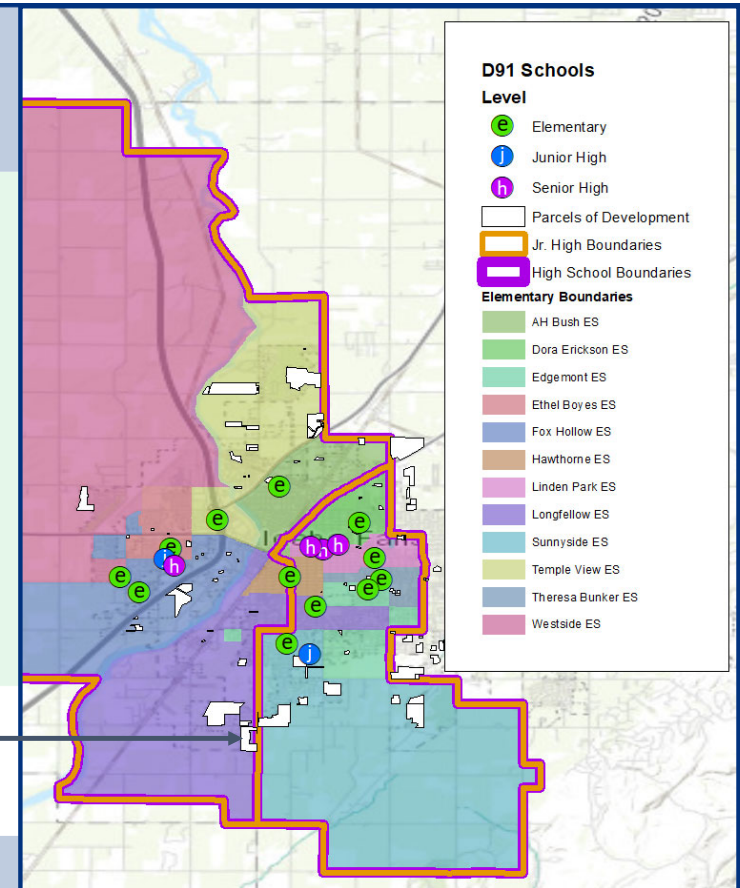
Housing growth is coming

**IDAHO FALLS
BUILDING PERMITS**



Single-Family housing permits in Idaho Falls have increased steadily since 2014 (see chart to the left). Current enrollment projections predict steady enrollment for the next several years, but new developments could lead to future growth.

Current housing developments (as of March 2022) are represented by these white polygons.



D91 Facilities Master Plan



D91 Facilities Master Plan | planning process



"It is time..."

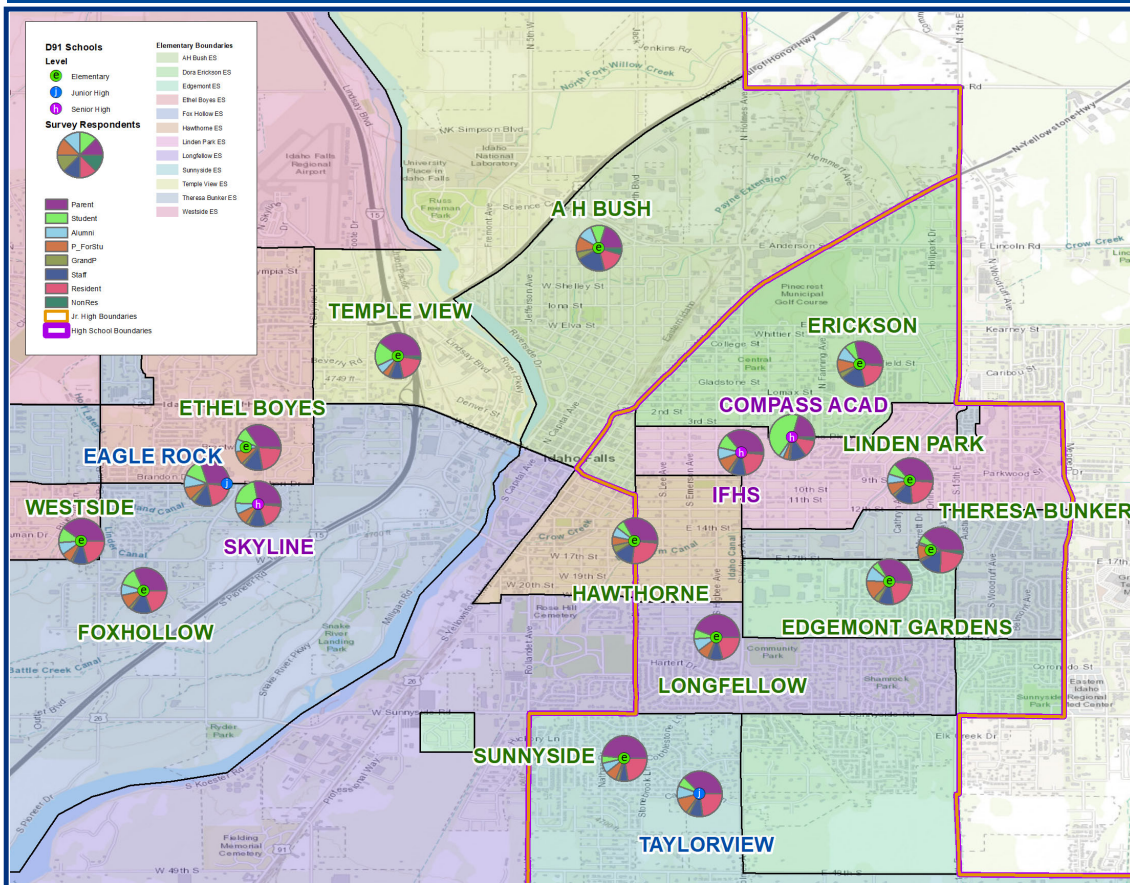
to address chronic overcrowding and school facility condition needs. Idaho Falls School District 91 sought the community's voice when creating a [Facilities Master Plan](#) (FMP) to guide major investments in school buildings and grounds. **Over 5,000 surveys** were completed between January – March 2022. As of March 9, the Steering Committee has met two times to work with the significant survey data collected and recommend a plan forward. The consensus was clear: the majority of Steering Committee and survey respondents believe it is time to make major investments in new schools to address longstanding building condition needs and overcrowding at the elementary and high school levels. While making these investments, some voices raised caution about the cost of doing so, while other voiced concern about the ongoing costs of not making such investments.

- 11/10 **School Board Mtg #1**
- 1/7-21 **Survey #1** (3,089 responses)
- 1/25 **School Board Mtg #2**
- 1/25 **Steering Committee #1**
- 2/02 **Community Mtg #1**
- 2/3-15 **Survey #2** (1,245 responses)
- 2/17 **Steering Committee #2**
- 2/25-3/7 **Survey #3** (671 responses)
- 3/09 **School Board Mtg #3**
- April* **Steering Committee #3**

* Date to TBD for final Steering Committee meeting.



D91 Outreach | community feedback



How were survey respondents affiliated with the District?

- Parents were represented the most followed by District 91 teachers and staff
- Every school was represented

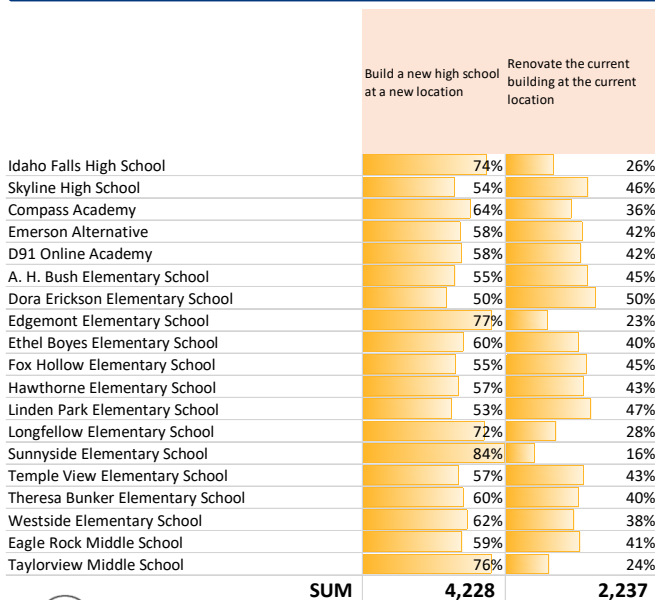
	Parent	Student	Alumni	Parent of former student	Grandparent of current or former student	D91 Teacher or Staff	Community member who resides in D91	Community member who resides outside of D91
Idaho Falls High School	33%	9%	10%	11%	3%	11%	21%	1%
Skyline High School	28%	20%	8%	9%	3%	12%	18%	2%
Compass Academy	24%	20%	6%	11%	4%	14%	18%	3%
Emerson Alternative	17%	8%	9%	16%	7%	19%	19%	4%
D91 Online Academy	23%	14%	8%	11%	5%	17%	18%	3%
A. H. Bush Elementary School	20%	10%	11%	11%	5%	21%	16%	5%
Dora Erickson Elementary School	22%	9%	10%	11%	7%	20%	19%	3%
Edgemont Elementary School	28%	6%	11%	13%	6%	14%	19%	3%
Ethel Boyes Elementary School	27%	9%	9%	10%	4%	19%	19%	3%
Fox Hollow Elementary School	26%	12%	8%	11%	4%	17%	18%	3%
Hawthorne Elementary School	24%	7%	9%	10%	7%	18%	22%	3%
Linden Park Elementary School	26%	7%	11%	10%	5%	17%	21%	4%
Longfellow Elementary School	32%	6%	12%	11%	4%	12%	21%	1%
Sunnyside Elementary School	38%	6%	9%	10%	4%	10%	22%	2%
Temple View Elementary School	26%	11%	9%	11%	6%	14%	19%	4%
Theresa Bunker Elementary School	22%	7%	8%	12%	6%	20%	20%	5%
Westside Elementary School	31%	10%	9%	10%	4%	15%	20%	2%
Eagle Rock Middle School	29%	13%	9%	10%	4%	13%	20%	2%
Taylorview Middle School	35%	7%	10%	12%	3%	11%	22%	1%
SUM	4,059	1,522	1,263	1,462	569	1,846	2,747	304

Consensus | build a new IFHS



"It is time...to address IFHS condition & overcrowding"

64% of respondents support building a new high school, while 36% of respondents support renovating the current high school at the current location. In a follow up question, 80% of respondents supported relocating a new IFHS to the district-owned site at 49th & Holmes if IFHS is rebuilt. (2,989 responses)

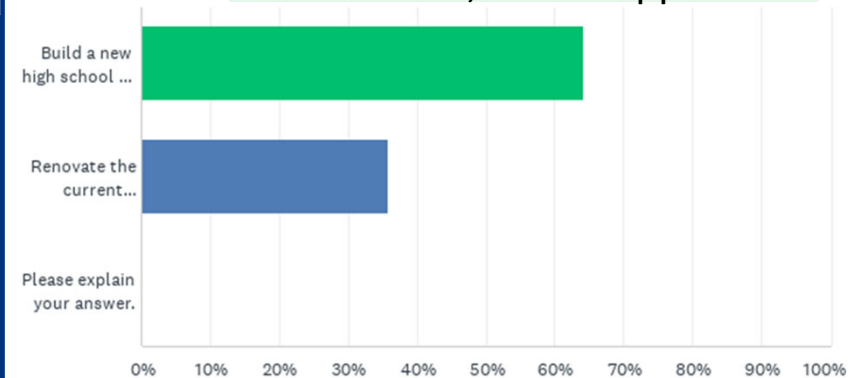


COOPERATIVE STRATEGIES

Insights:

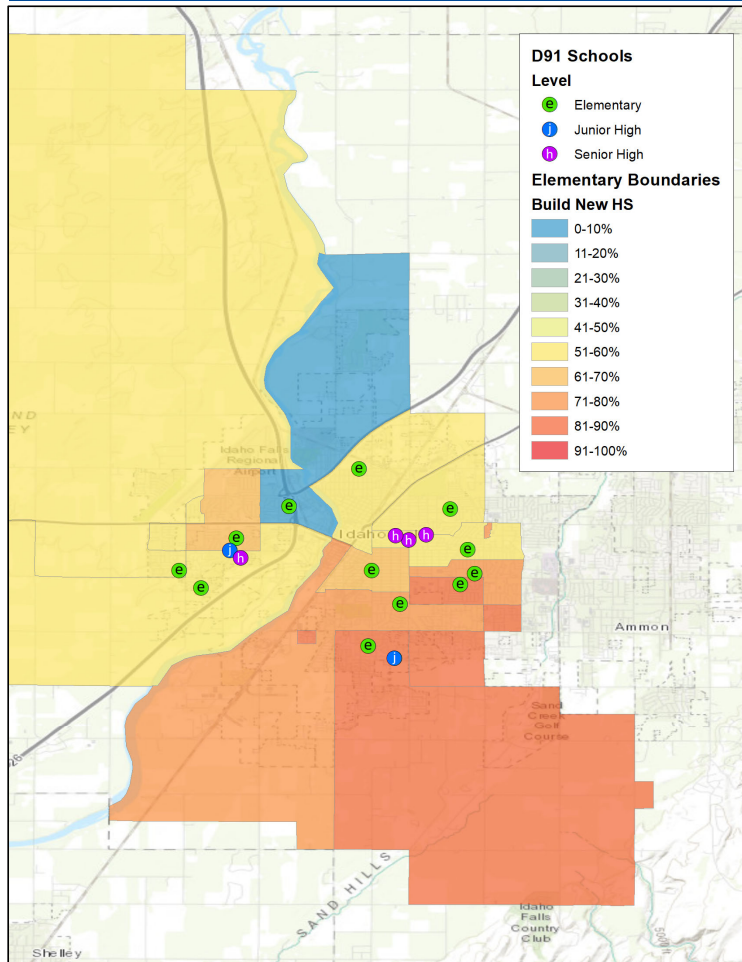
Keeping the IFHS an active educational site was very important for all respondents. The site's central location is seen as an asset to preserve and leverage for everyone's benefit. Top suggestions for reuse include as a Career & Technical education hub, non-traditional educational courses and programs, and space to accommodate community & recreational activities.

Answered: 2,992 Skipped: 97

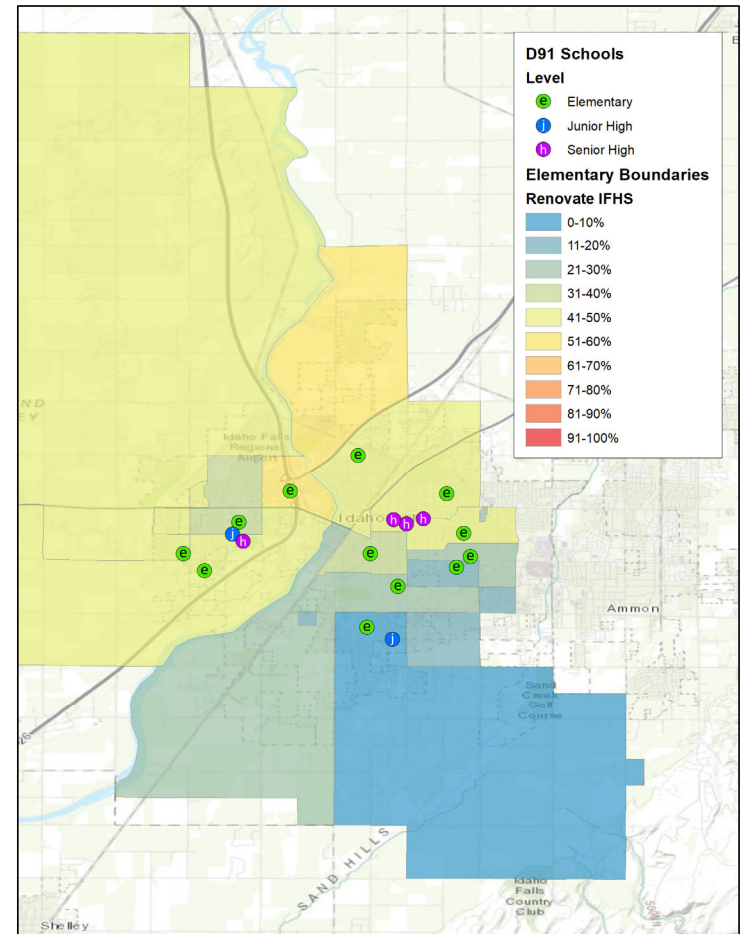


In previous community outreach and facilities work, Idaho Falls High School has been identified as overcapacity and in need of major renovations and improvements. Tell us what you think would be the best way to update and improve Idaho Falls High School.

Consensus | build a new IFHS



Dark orange/red shaded areas <SEE LEFT> show where respondents most strongly favored rebuilding IFHS. Strongest support for this recommendation is south of IFHS in areas that have been experiencing the most overcrowding. The map on the right shows responses to the option of renovating IFHS in place; note the opposite pattern of responses.



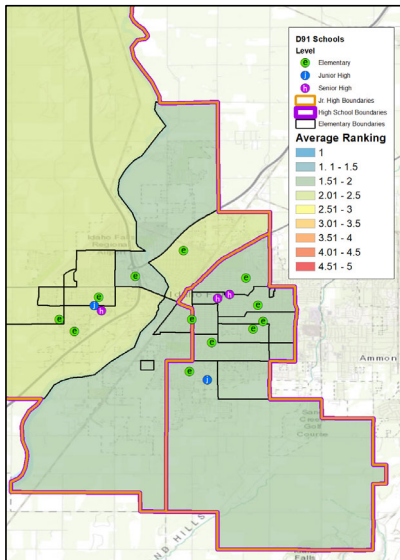
Consensus | build a new IFHS



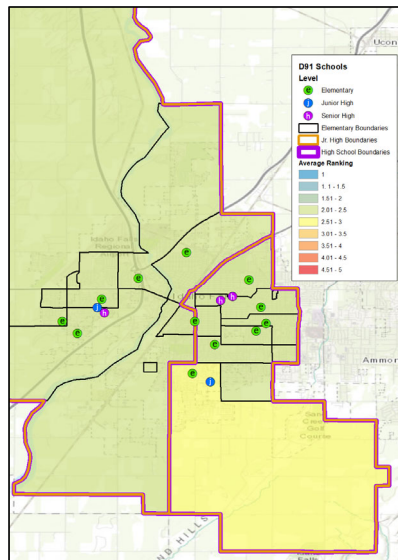
"It is time...to address IFHS condition & overcrowding"

Respondents were asked to rank their preference to what happens with the IFHS site should a new school be built elsewhere. Rankings were 1-5, with 1 being the top choice and 5 being the least preferable.

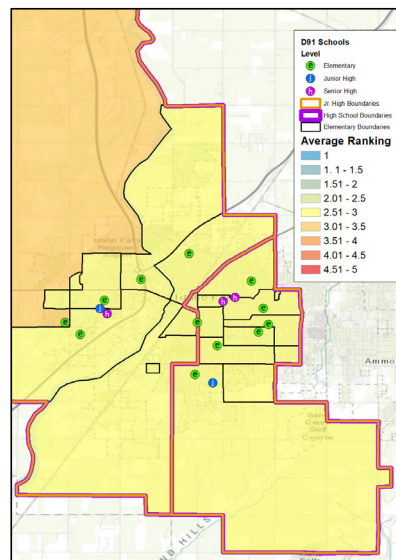
1st Choice: Repurposed and renovated to house a permanent, modern Center for Career-Technical Education



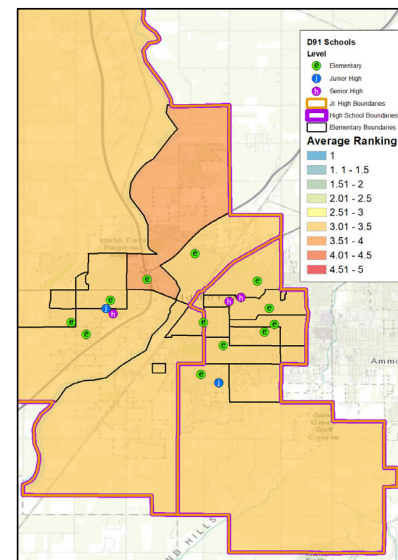
2nd Choice: Repurposed to house a modern alternative high school



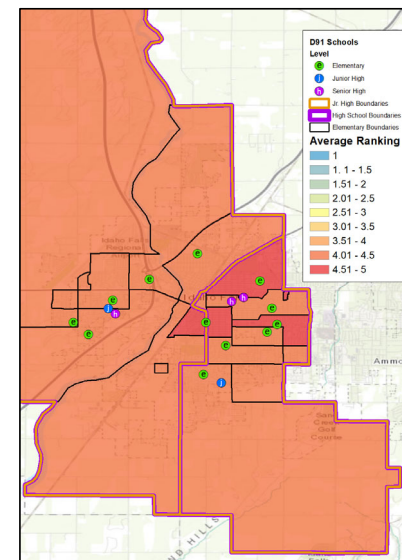
3rd Choice: Repurposed to accommodate other and future district needs



4th Choice: Repurposed to accommodate other community uses with community partners



5th Choice: Sold to a public or private entity



Consensus | perform a major renovation to Skyline HS



"It is time...to address Skyline HS condition & overcrowding"

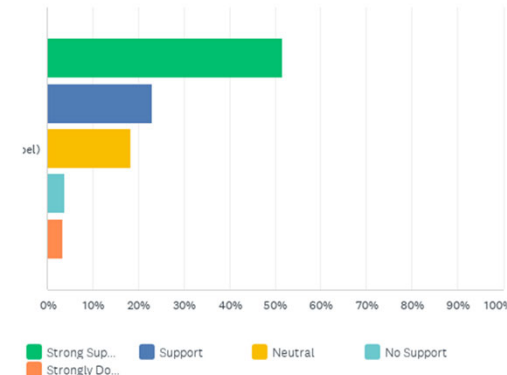
74% of the respondents either strongly support or support major improvements and/or upgrades to Skyline HS.

Insights:

Addressing lack of access to an auditorium, adequate bathrooms, agricultural facilities, athletic spaces, and, ideally, a pool were priorities in a follow-up question.

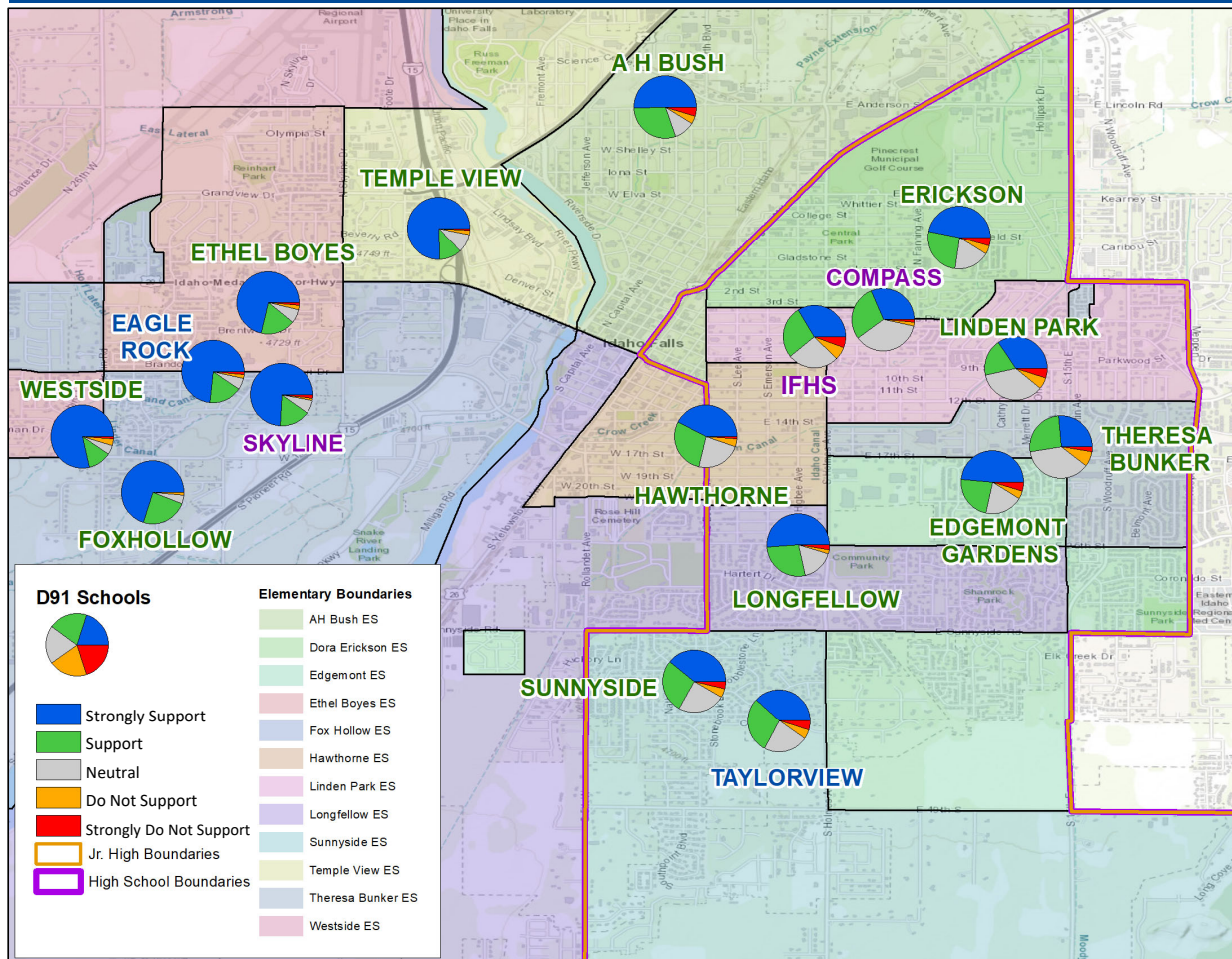
Answered: 2,744 Skipped: 345

	Strong support	Support	Neutral	Strongly do not support
Idaho Falls High School	40%	28%	26%	6%
Skyline High School	74%	17%	7%	2%
Compass Academy	45%	25%	26%	4%
Emerson Alternative	49%	26%	17%	9%
D91 Online Academy	51%	22%	12%	15%
A. H. Bush Elementary School	52%	31%	11%	5%
Dora Erickson Elementary School	46%	29%	18%	7%
Edgemont Elementary School	49%	26%	20%	6%
Ethel Boyes Elementary School	66%	22%	8%	4%
Fox Hollow Elementary School	65%	24%	8%	3%
Hawthorne Elementary School	45%	32%	19%	5%
Linden Park Elementary School	37%	27%	29%	6%
Longfellow Elementary School	50%	29%	17%	4%
Sunnyside Elementary School	42%	29%	24%	5%
Temple View Elementary School	66%	17%	11%	5%
Theresa Bunker Elementary School	34%	35%	24%	7%
Westside Elementary School	73%	18%	6%	3%
Eagle Rock Middle School	73%	19%	6%	2%
Taylorview Middle School	40%	30%	24%	6%



In previous outreach and facilities work, Skyline High School has been identified as in need of major updates and improvements. Please indicate your level of support for major improvements and upgrades to Skyline High School.

Consensus | perform a major renovation to Skyline



*"It is time... to
address Skyline HS
condition & overcrowding*

Based on elementary school affiliation,
all areas supported the recommendation
to perform a major renovation to Skyline
HS, with the strongest support evident
by those feeder schools into Skyline HS.



Consensus | build a new south elementary school



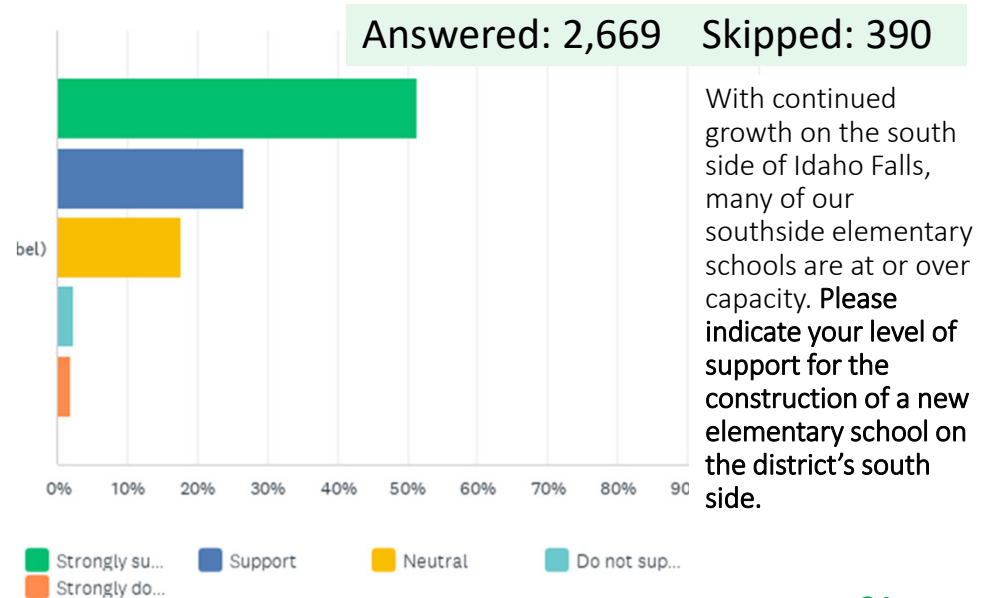
"It is time...to address Elementary School crowding in the south"

78% of the respondents either strongly support or support the construction of a new elementary school on the south side.

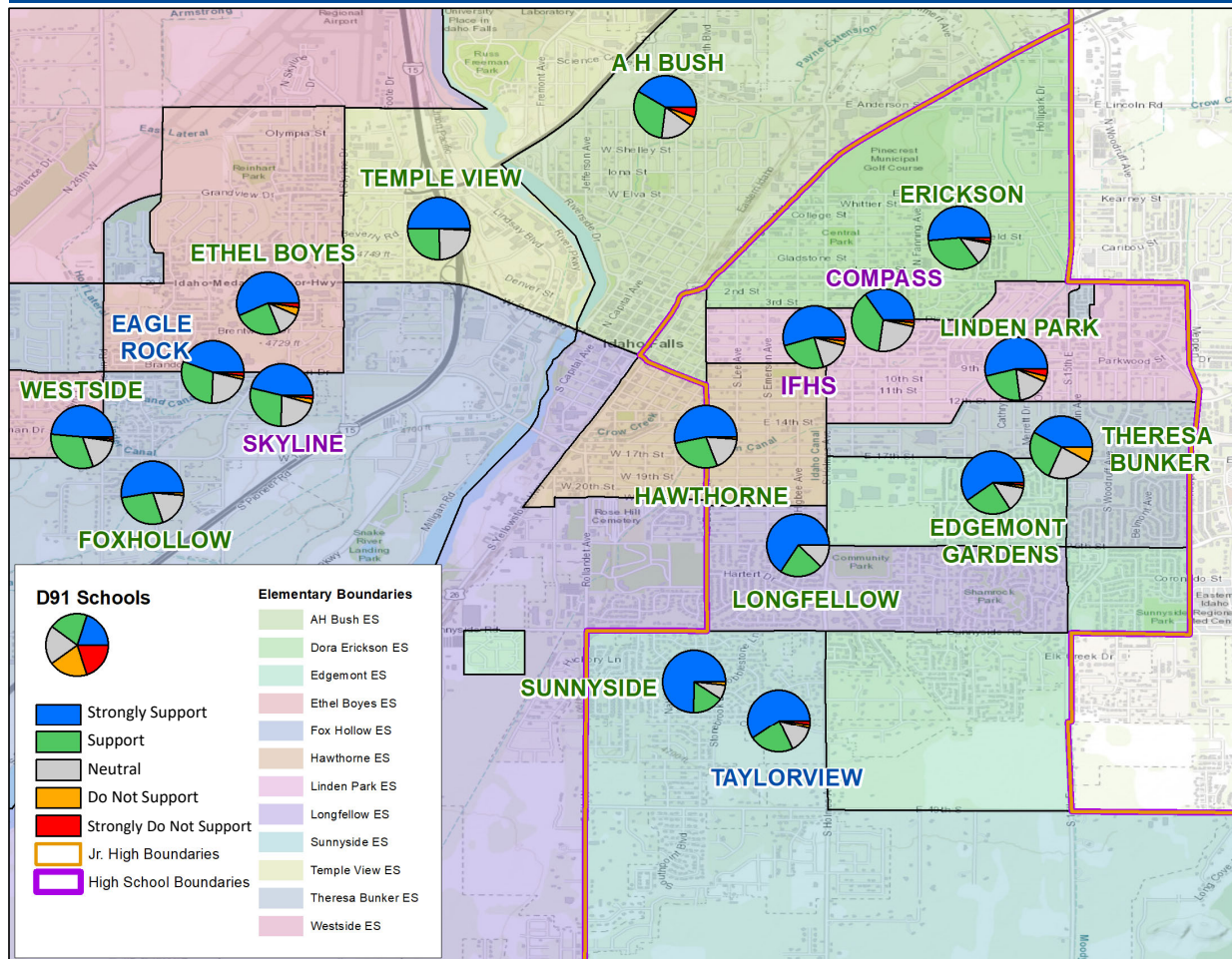
Insights:

When combining those who chose "strong support" or "support", by school affiliation, the lowest support level was 73% and the highest 90%.

	Strongly support	Support	Neutral	Do not support
Idaho Falls High School	56%	26%	16%	2%
Skyline High School	48%	28%	21%	3%
Compass Academy	44%	33%	19%	4%
Emerson Alternative	45%	29%	22%	3%
D91 Online Academy	44%	31%	24%	1%
A. H. Bush Elementary School	44%	33%	18%	5%
Dora Erickson Elementary School	50%	34%	14%	2%
Edgemont Elementary School	59%	25%	14%	2%
Ethel Boyes Elementary School	57%	26%	13%	4%
Fox Hollow Elementary School	51%	27%	18%	3%
Hawthorne Elementary School	53%	26%	18%	3%
Linden Park Elementary School	54%	27%	15%	3%
Longfellow Elementary School	64%	22%	13%	1%
Sunnyside Elementary School	73%	17%	8%	2%
Temple View Elementary School	54%	27%	18%	1%
Theresa Bunker Elementary School	46%	27%	22%	5%
Westside Elementary School	50%	30%	18%	2%
Eagle Rock Middle School	47%	29%	22%	2%
Taylorview Middle School	59%	24%	15%	2%



Consensus | build a new south elementary school



*"It is time...to address
Elementary School
overcrowding in the south*

All areas supported the recommendation to build a new south ES, with the strongest support by those affiliated with Sunnyside, Taylor View, Longfellow, and Edgemont Gardens ES; the southern most elementary schools.

Consensus | rebuild Temple View ES



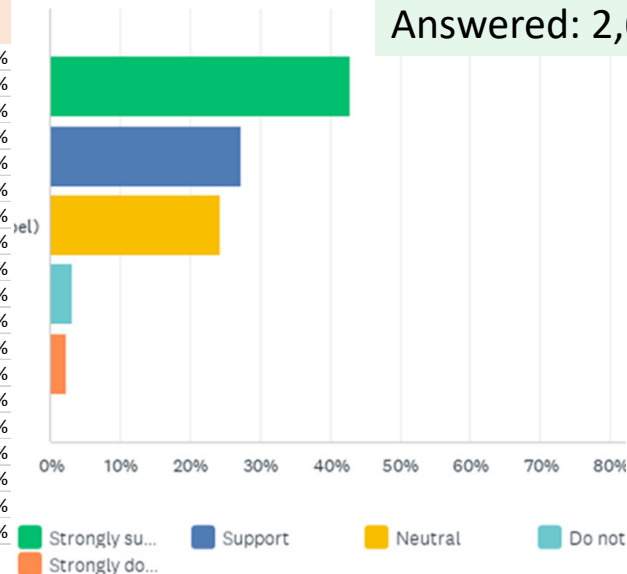
"It is time...to address Temple View ES' condition"

70% of the respondents either strongly support or support the construction of a new and larger Temple View ES on the north side.

Insights:

When combining those who chose "strong support" or "support", by school affiliation, the lowest support level was 66% and the highest 89%.

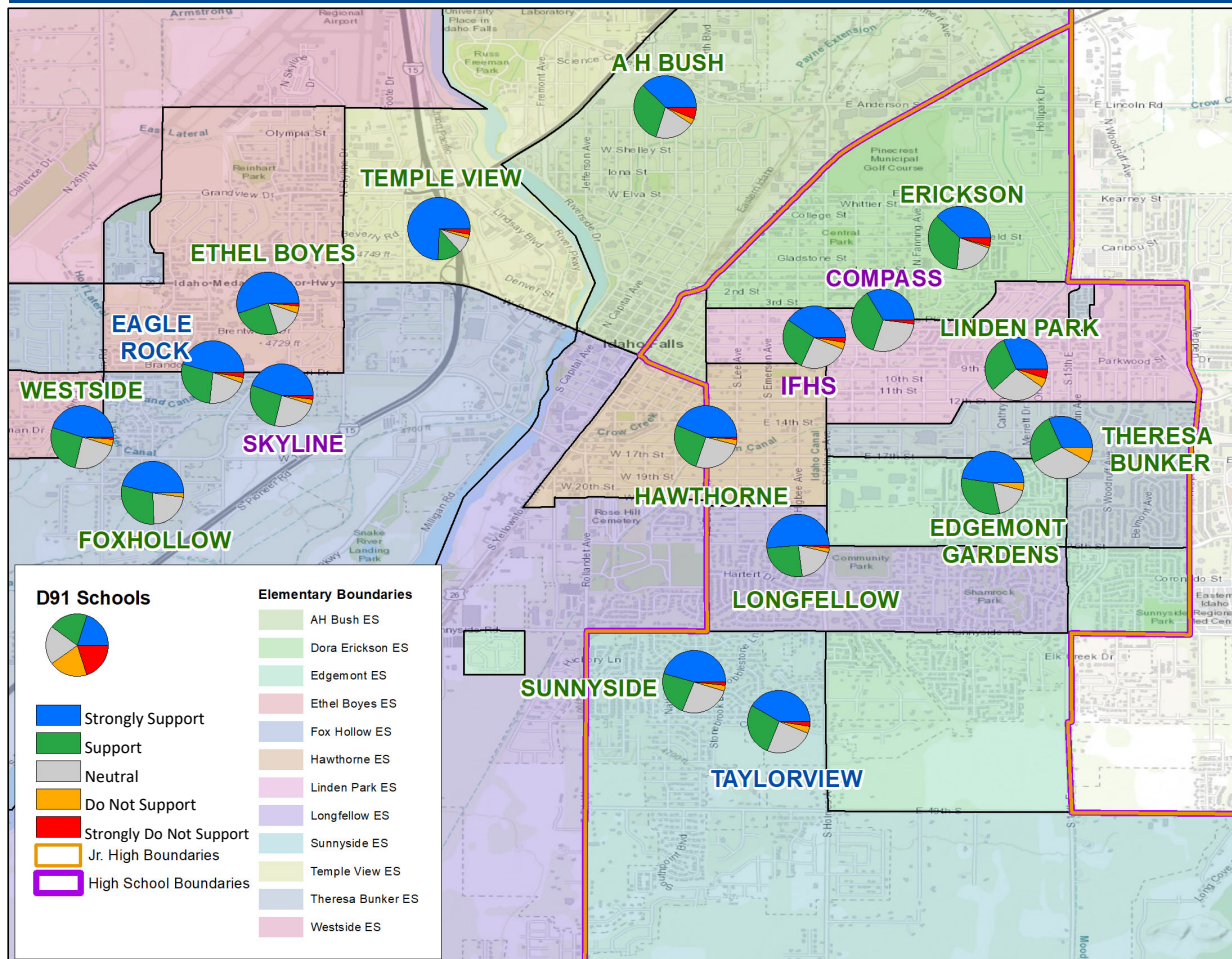
	Strongly support	Support	Neutral	Do not support
Idaho Falls High School	56%		26%	16%
Skyline High School	48%		28%	21%
Compass Academy	44%		33%	19%
Emerson Alternative	45%		29%	22%
D91 Online Academy	44%		31%	24%
A. H. Bush Elementary School	44%		33%	18%
Dora Erickson Elementary School	50%		34%	14%
Edgemont Elementary School	59%		25%	14%
Ethel Boyes Elementary School	57%		26%	13%
Fox Hollow Elementary School	51%		27%	18%
Hawthorne Elementary School	53%		26%	18%
Linden Park Elementary School	54%		27%	15%
Longfellow Elementary School	64%		22%	13%
Sunnyside Elementary School	73%		17%	8%
Temple View Elementary School	54%		27%	18%
Theresa Bunker Elementary School	46%		27%	22%
Westside Elementary School	50%		30%	18%
Eagle Rock Middle School	47%		29%	22%
Taylorview Middle School	59%		24%	15%



Answered: 2,669 Skipped: 390

In previous community outreach and facilities work, Temple View Elementary School has been identified as in need of improvements, and, in addition, we are seeing increasing growth on the north side of Idaho Falls. Please indicate your level of support for construction of a new, larger elementary school on the district's north side that would replace Temple View Elementary School.

Consensus | rebuild Temple View ES



"It is time...to address Temple View ES' condition"

All areas supported the recommendation to rebuild Temple View ES, with the strongest support by those affiliating with the school.

Conclusion



D91 Facilities Master Plan



"It is time...to invest in IFSD 91 schools"

There is no escaping the reality that large buildings, over decades, require major system replacements and renovations. The longer these replacements and renovations are deferred, the more they will cost and the more challenges they will cause.

There is no escaping the reality that too many D91 schools are significantly overcrowded, have been so for years, and that new housing is coming to the area. **There is no escaping the reality that significant investments will have to be made in D91 schools one way or another.**



D91 Facilities Master Plan



"It is time to..."

Rebuild IFHS on the new site at 49th & Holmes

Perform a major renovation to Skyline HS

Build a new Elementary School in the south

Rebuild Temple View ES

After over 5,000 survey results, input from the Steering Community and Community Meetings, the majority of residents firmly agree it is time to have and implement a plan that finally catches up with long-deferred investments in school facility conditions and overcrowding. The most consistent words of caution from the community is maintain use of the IFHS campus for educational and community use and be mindful of costs when performing the recommended renovations and new construction.

