



**Idaho Falls  
School District 91**  
*A World Class Education*

## **Long-Range Facilities Master Plan**

Steering Committee #1

January 25, 2022



**COOPERATIVE**  
**STRATEGIES**  
ASSESS • PLAN • FUND • BUILD

## ▶ OUTLINE

- WELCOME & INTRODUCTIONS
- 3** DEFINITION OF TERMS & OUTCOMES
- 8** GENERAL OVERVIEW: PROCESS & TIMELINE
- 13** DISTRICT-WIDE DATA
- 16** PREVIOUS RECOMMENDATIONS & SURVEY RESULTS
- 55** NEXT STEPS & KEY POINTS



*The mission of Idaho Falls School District 91, in cooperation with our community, is to graduate all students with the knowledge, skills and attributes they need to be successful beyond high school.*

▶ INTRODUCTIONS  
CS TEAM




David Sturtz  
Executive Director  
Planning Services



Ann Hoffsis  
Chief Operating Officer  
Enrollment Projections



Rob Olsen  
Senior Director



Karen Daniel-Hamberg  
Senior Associate Director  
Boundary Analysis

A black and white photograph of five children running across a grassy field. They are all wearing backpacks, suggesting they are on their way to school. The children are of diverse backgrounds and are captured in a candid, joyful moment. In the background, a school building with several windows is visible. The overall mood is energetic and positive.

# DEFINITION OF TERMS & OUTCOMES



**A strategic plan for directing major capital decisions, usually over a 5–10 year horizon.**

**Data considered includes:**

- Facility Conditions (now and near-term)
- Facility Capacity (programmatic & square feet)
- Facility Adequacy (how the facility does/does not support desired programs and teaching methods)
- Enrollments (historic, present, projected)
- District strategic plans
- Community priorities & feedback

**Key questions:**

- Are the facilities we operate now, the ones we should continue to operate for the next 5-10+ years?
- Which facilities are in good enough condition, relative to their replacement value, to maintain and which ones require major renovation or replacement?
- Do all students have equitable access to high-quality learning environments in a warm/cool, safe and dry school and educationally adequate?
- What is the history of your district and community and how should that inform future facility investments?

► DEFINITION OF TERMS  
FACILITIES CONDITION ASSESSMENTS



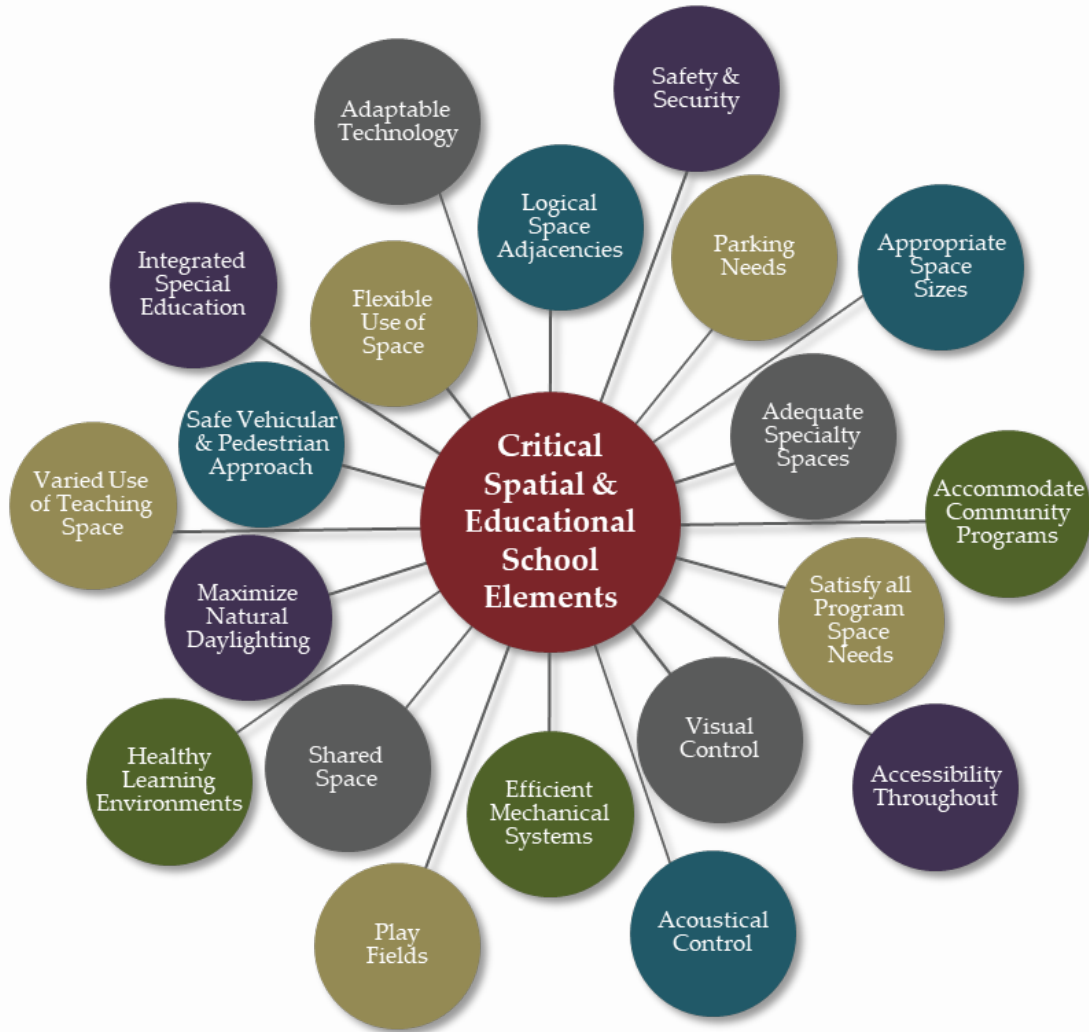
**Gross Square Feet (GSF):** Total square feet of the facility, does not include portables that may be located at the school site.

**Facility Condition Index (FCI):** This is a standard management benchmark that is used to objectively assess the current and projected condition of a building.

**Program Capacity:** The number of students a school building can serve with the parameters of programs that may be offered at a school (e.g. Significant Support Needs (SSN) center program).

**Utilization Factor:** It is very difficult to schedule every teaching station every period of the day. There may be a specialized space such as a lab for which there is insufficient enrollment to conduct classes each period. At times it is not possible to maintain an average enrollment of 25 students and there needs to be some room to adjust. It is recommended that the average load factor be 85% for the secondary level, representing an approximate utilization of a space 6 out of 7 periods during a school day.

► FACILITIES MASTER PLAN PROCESS  
INVESTMENTS TO INCLUDE EDUCATIONAL ADEQUACY



- How facilities should support and enhance educational programming.
- How teaching & learning should function in each space.
- How individual spaces should work together within the school, and how district-wide school program offerings work together to serve your vision.
- What tools each space should have to serve its core functions and whether these need to be fixed or flexible.

# ► FACILITIES MASTER PLAN OUTCOMES

## WHAT ARE WE TRYING TO ACCOMPLISH & OUTCOMES



Align **major capital investments** over the next 5-10 years with educational program needs, capacities, budgets and our communities.


- Population growth/decline
- Building conditions
- Program needs

New Construction / Rebuilding our Schools



- Systems (roof, HVACs, etc.)
- Whole building

Major Renovations




- Science, Technology, Engineering, and Math (STEM)
- Career and Technical Education (CTE)
- Visual and Performing Arts (VPA)
- Special Education
- Other

Program Investments



- Do we have the right number of schools, at the right sizes, in the right locations, with the right learning environments to sustainably serve **all students** equitably?

Efficiency & Efficacy







GENERAL OVERVIEW  
PROCESS & TIMELINE

► COMMUNITY ENGAGEMENT

HOW STAKEHOLDER GROUPS WORK TOGETHER TO CREATE THE PLAN



# ▶ PROCESS AND TIMELINE

Nov – Apr





# Idaho Falls School District 91

*A World Class Education*

▶ **PLANNING GUIDELINES**  
**EQUITY, TRANSPARENCY, "TRADING UP"**



**Promotes equity**

- All schools will receive priority repairs with options created to provide equitable access to high-quality facilities division-wide

**Created from data, drives towards the vision**

- Options are created to meet the needs of each planning area as identified by the data and informed by stakeholders

**Community outreach materially impacts each step**

- Outreach helps inform the vision, planning priorities, options developed, and the final recommendations

**Transparency throughout the process**

- The project website provides up-to-date documents from the process with notices of upcoming events

**All options are created to be "trade-up" scenarios for students**

- No option will be considered if it does not improve the learning environment for students

A grayscale photograph of a classroom. In the foreground, several students are seen from behind, sitting at desks with their hands raised. In the background, a teacher stands at the front of the room, smiling, with a chalkboard behind her. The text "DISTRICT-WIDE DATA" is overlaid in the center of the image.

# DISTRICT-WIDE DATA

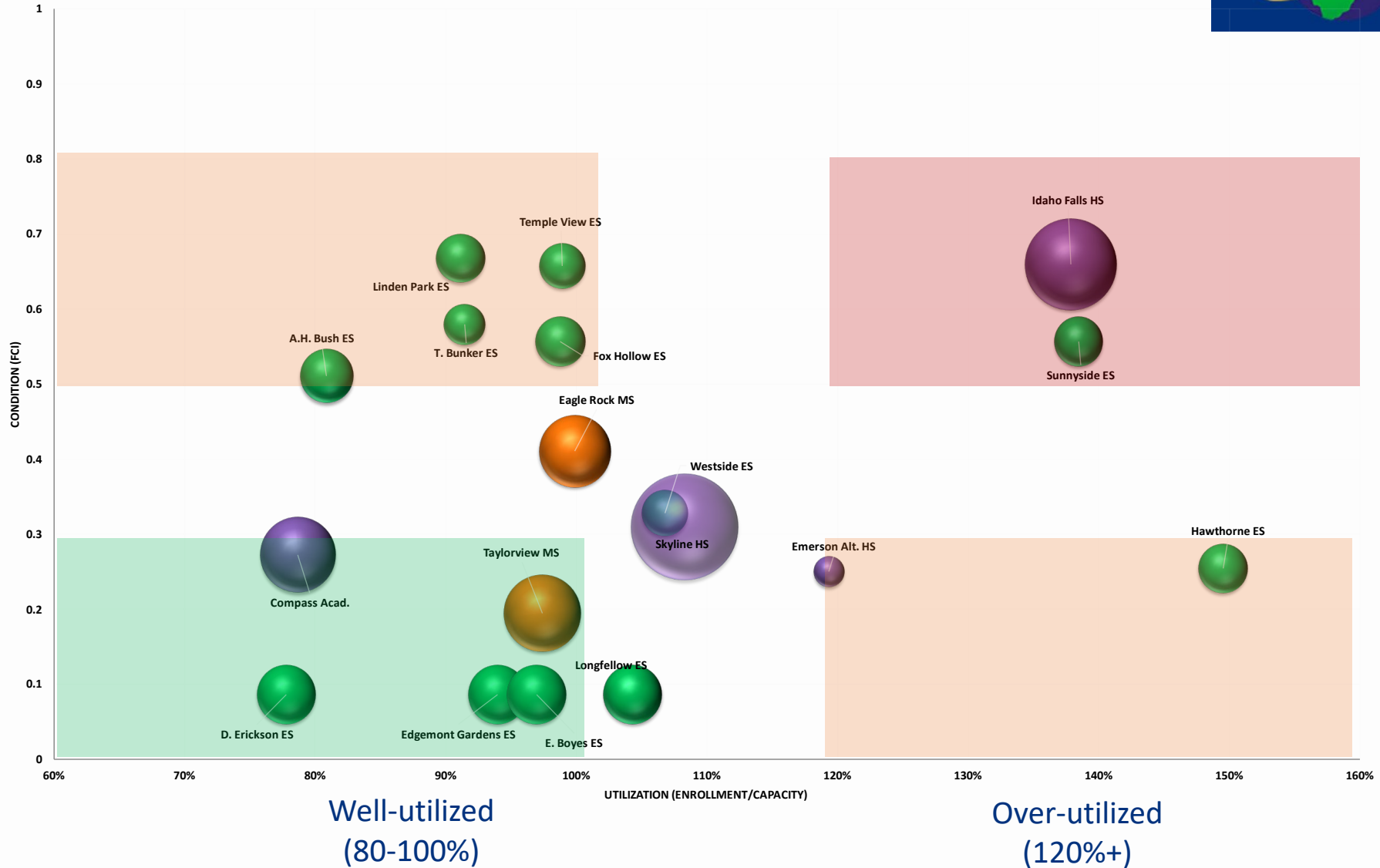
PREVIOUS EFFORTS | 2019

UTILIZATION & CONDITION



Needs major  
reno or  
replacement

Continue  
maintenance



# ▶ CURRENT DATA

## ENROLLMENT, UTILIZATION, AND CONDITION

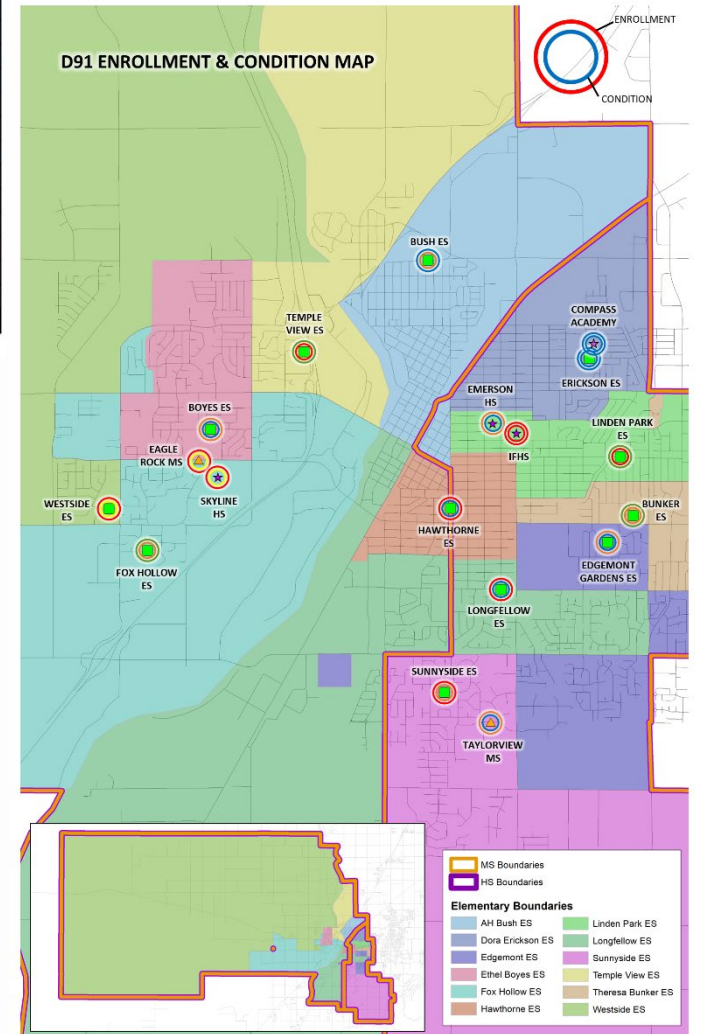
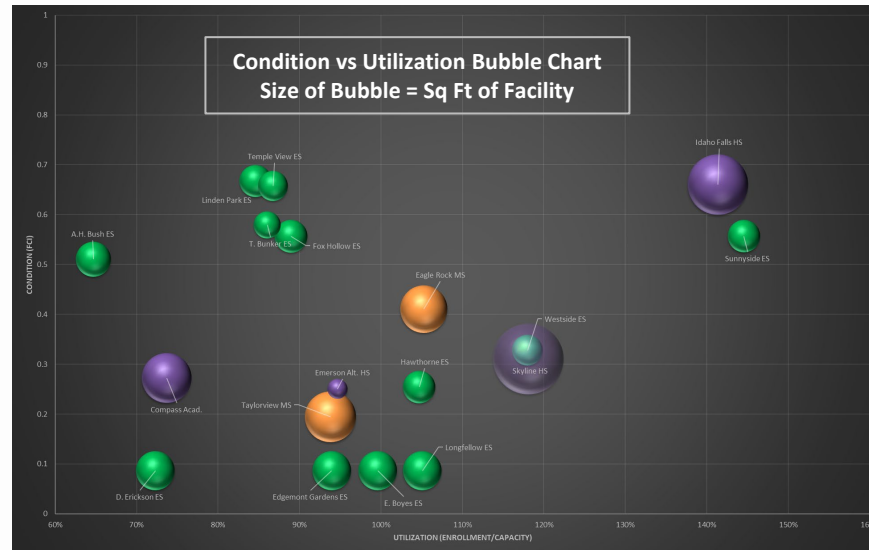


Projected Enrollment - Recommended - District-wide

Grade	2022-23	2023-24	2024-25	2025-26	2026-27	2027-28	2028-29	2029-30	2030-31	2031-32
K	677	688	706	666	689	689	689	689	689	689
1	804	694	705	724	683	703	703	703	703	703
2	752	816	700	713	733	692	713	713	713	713
3	702	764	830	710	724	744	701	724	724	724
4	750	715	774	846	722	736	757	712	736	736
5	772	765	728	789	864	738	750	773	724	749
6	721	785	774	739	798	877	747	762	782	736
7	827	748	815	804	769	832	909	776	791	814
8	789	824	745	812	801	766	829	906	774	789
9	929	869	906	820	893	880	842	910	995	850
10	866	915	855	892	807	879	867	829	897	982
11	780	862	908	847	887	802	874	861	824	891
12	870	780	863	909	850	889	802	876	863	825
<b>Grand Total</b>	<b>10,239</b>	<b>10,225</b>	<b>10,309</b>	<b>10,271</b>	<b>10,220</b>	<b>10,227</b>	<b>10,183</b>	<b>10,234</b>	<b>10,215</b>	<b>10,201</b>

Source: Cooperative Strategies

School	Current Enrollment	Current Program Utilization	5-Year Projected Utilization	FCI
A.H. Bush Elementary	328	65%	63%	0.51
Dora Erickson Elementary	384	72%	71%	0.09
Edgemont Gardens Elementary	499	94%	100%	0.09
Ethel Boyes Elementary	529	100%	111%	0.09
Fox Hollow Elementary	408	89%	83%	0.56
Hawthorne Elementary	278	105%	103%	0.25
Linden Park Elementary	388	85%	84%	0.67
Longfellow Elementary	558	105%	95%	0.09
Sunnyside Elementary	663	145%	148%	0.56
Temple View Elementary	356	87%	84%	0.66
Theresa Bunker Elementary	270	86%	93%	0.58
Westside Elementary	514	118%	112%	0.33
<b>ELEMENTARY SUBTOTAL</b>	<b>5,175</b>	<b>95%</b>	<b>95%</b>	<b>0.33</b>
Eagle Rock Middle School	840	105%	96%	0.41
Taylorview Middle School	788	94%	94%	0.19
<b>MIDDLE SCHOOL SUBTOTAL</b>	<b>1,628</b>	<b>99%</b>	<b>95%</b>	<b>0.30</b>
Idaho Falls High School	1,306	141%	152%	0.66
Skyline High School	1,339	118%	121%	0.31
Compass Academy	442	74%	77%	0.27
Emerson Alternative High School	142	95%	113%	0.25
<b>HIGH SCHOOL SUBTOTAL</b>	<b>3,229</b>	<b>115%</b>	<b>122%</b>	<b>0.42</b>
<b>GRAND TOTAL</b>	<b>10,032</b>	<b>102%</b>	<b>103%</b>	<b>0.36</b>

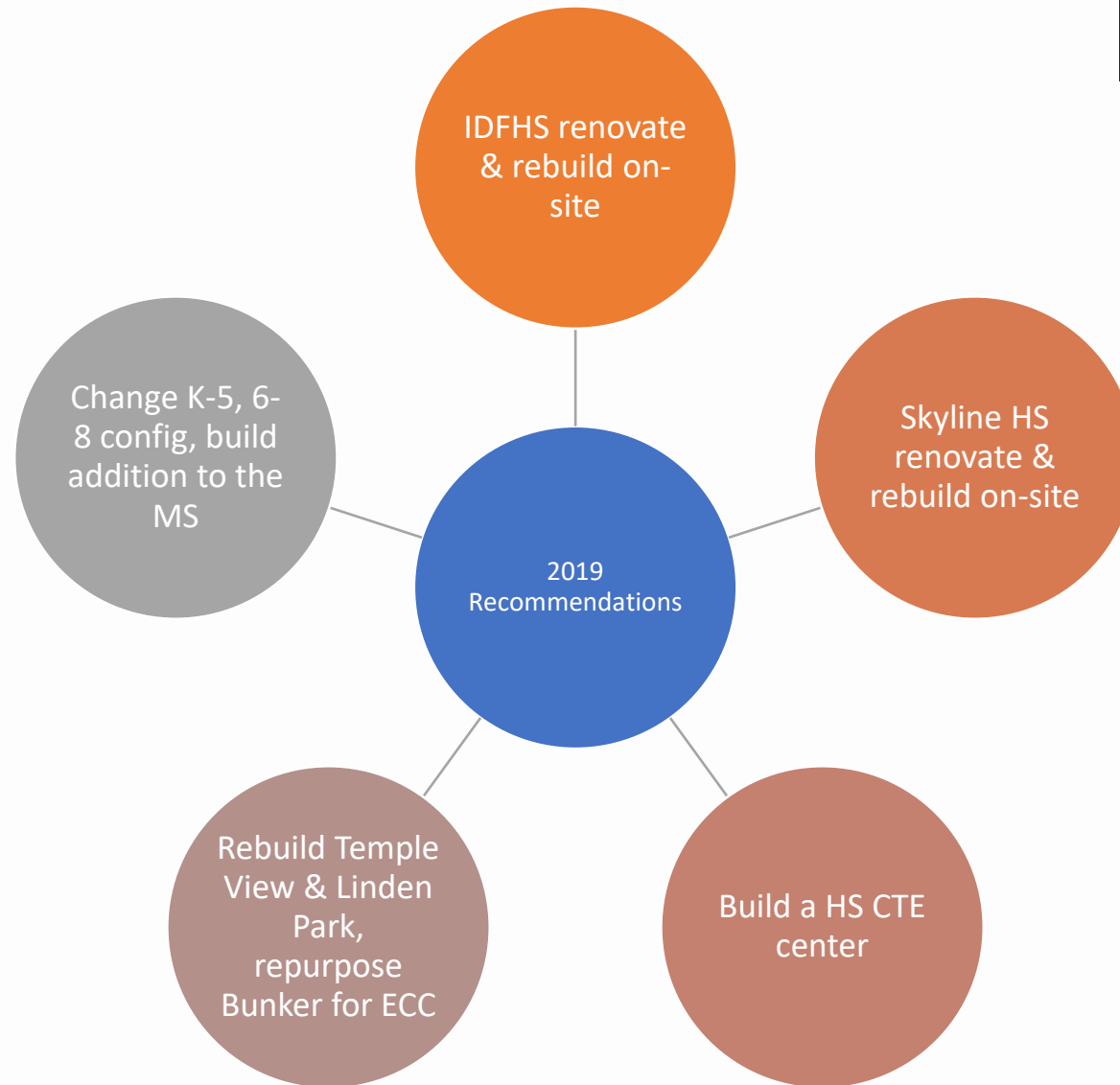






PREVIOUS RECOMMENDATIONS AND  
CURRENT COMMUNITY SURVEY DATA

► FACILITIES MASTER PLAN  
2019 RECOMMENDATIONS



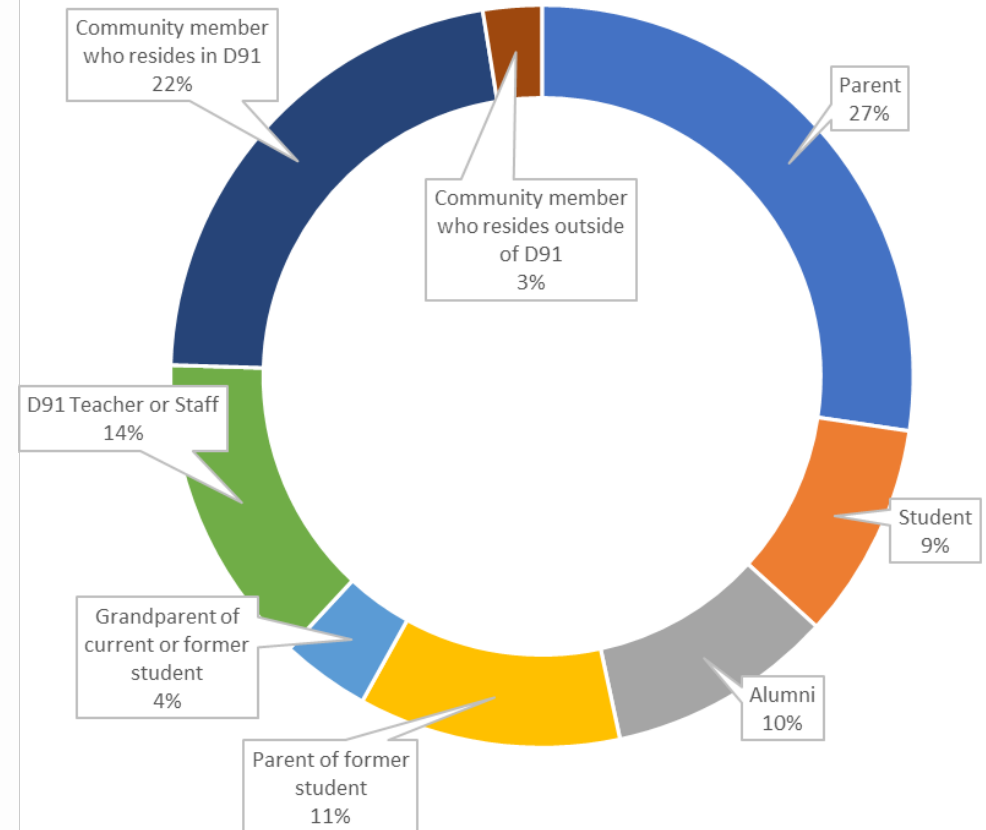


The community survey went from January 7<sup>th</sup>-21<sup>st</sup>. The survey was available in both English and Spanish. The intent of this survey was to collect input regarding future investments in our school facilities and to set priorities and develop a Facilities Master Plan for Idaho Falls School District 91.

# 3,089 total respondents

- **2,672** respondents were affiliated with a **high school**
- **1,353** respondents were affiliated with a **middle school**
- **2,518** respondents were affiliated with an **elementary school**

Percent: Selected Affiliation



▶ JANUARY 2022

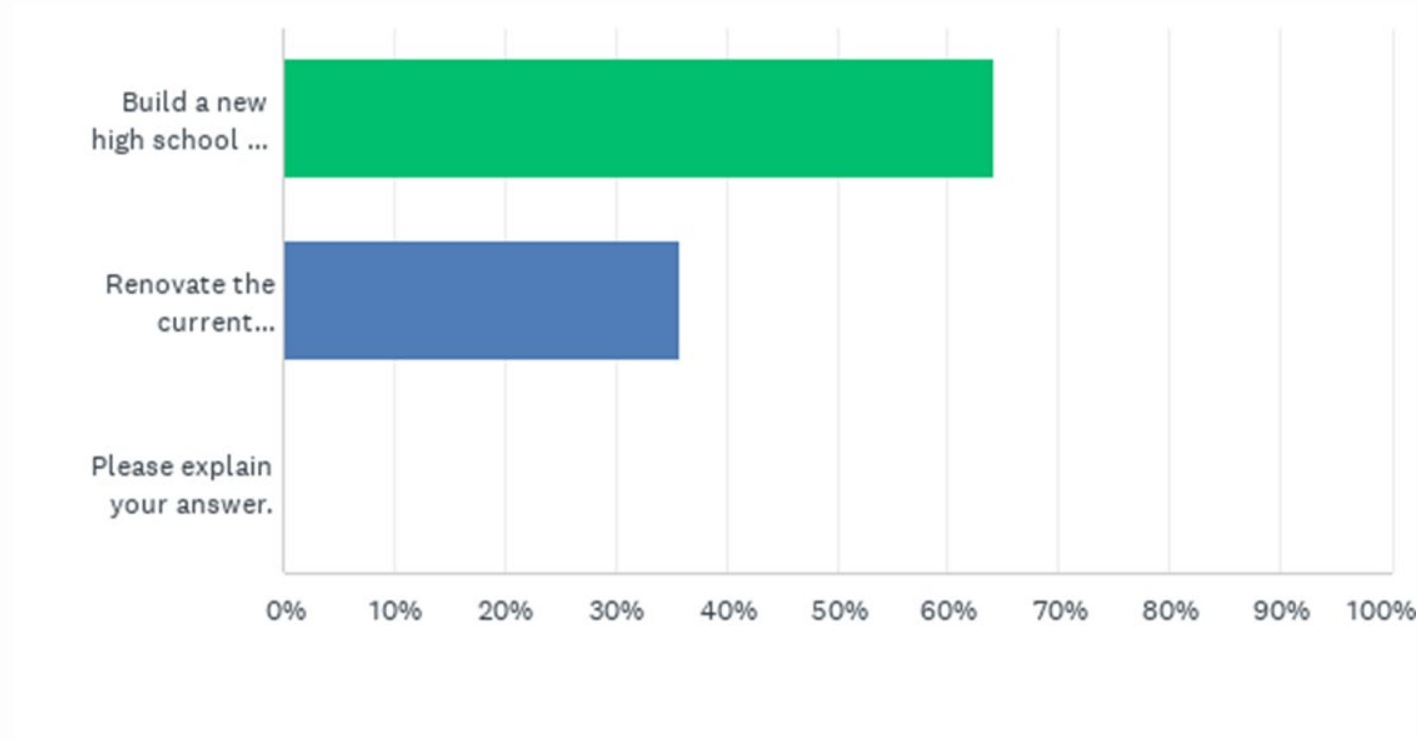
**SURVEY RESULTS**



In previous community outreach and facilities work, Idaho Falls High School has been identified as overcapacity and in need of major renovations and improvements. **Tell us what you think would be the best way to update and improve Idaho Falls High School.**

Answered: 2,992 Skipped: 97

- 64% of respondents support building a new high school at a new location.
- 36% of respondents support renovating the current high school at the current location.



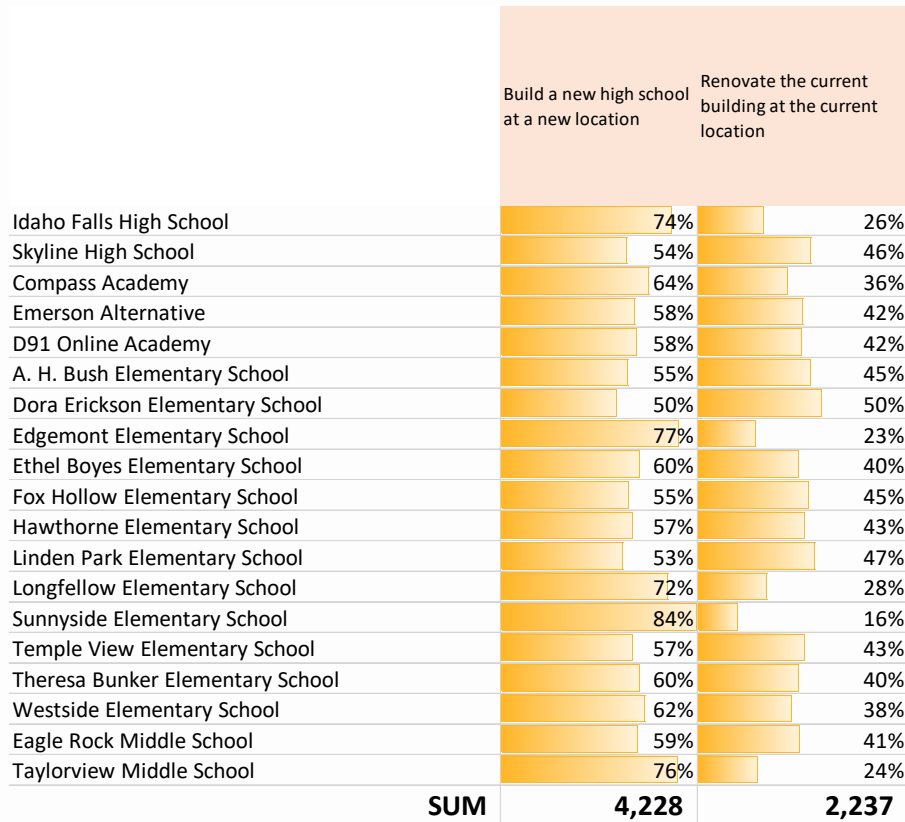
▶ JANUARY 2022

**SURVEY RESULTS**

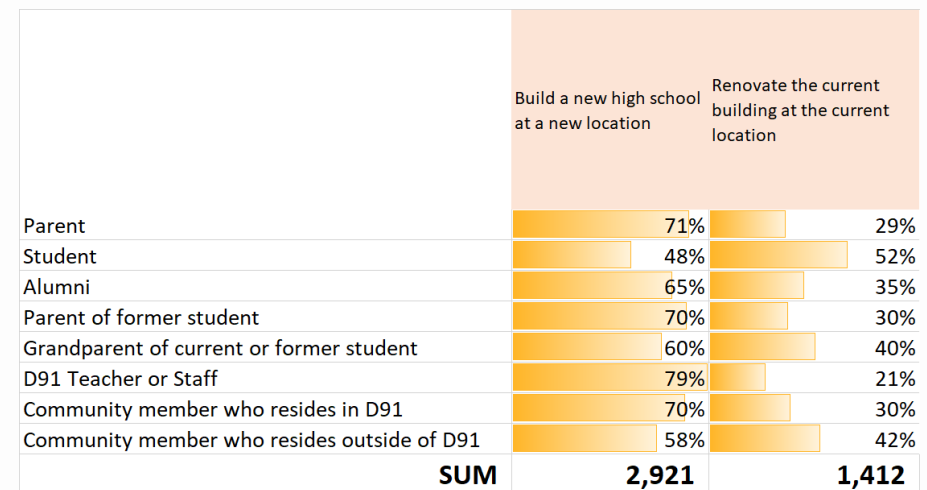


In previous community outreach and facilities work, Idaho Falls High School has been identified as overcapacity and in need of major renovations and improvements. **Tell us what you think would be the best way to update and improve Idaho Falls High School.**

**By school**



**By affiliation**



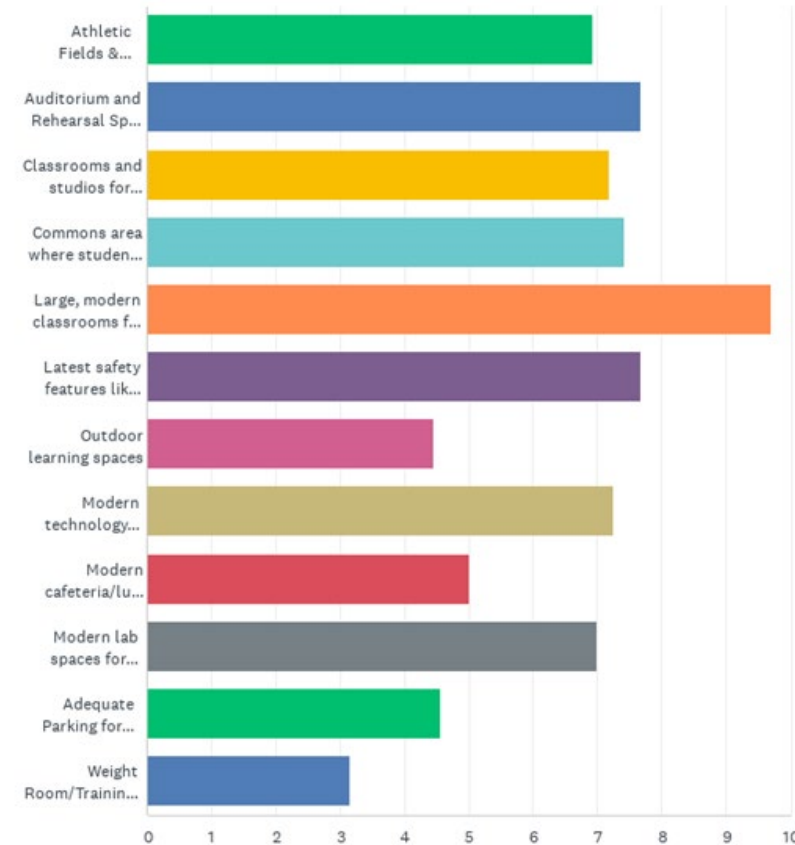


Please rank the amenities you would like to see included in a new or renovated Idaho Falls High School.

Answered: 3,089 Skipped: 0

The top 5 amenities chosen were:

- Large modern classroom
- Auditorium
- Latest safety features
- Commons area
- Modern technology



▶ JANUARY 2022

**SURVEY RESULTS**



Please rank the amenities you would like to see included in a new or renovated Idaho Falls High School.

**By school**

	Athletic Fields & Gymnasiums	Auditorium and Rehearsal Space for choir, band and other performing arts	Classrooms and studios for art, pottery and other fine arts	Commons area where students can meet, collaborate on projects and gather for special events	Large, modern classrooms for flexible learning, equipped with the technology necessary to accommodate learning today and into tomorrow	Latest safety features like controlled access, clearer sight lines, cameras, etc.	Outdoor learning spaces	Modern technology infrastructure throughout the building	Modern cafeteria/lunchroom/dining space	Modern lab spaces for science, technology, engineering, and math classes	Adequate Parking for Students and Special Events	Weight Room/Training Facility
Idaho Falls High School	7	5	8	6	1	3	11	2	9	4	10	12
Skyline High School	7	2	5	4	1	3	11	6	9	8	10	12
Compass Academy	8	4	5	3	1	6	11	2	9	7	10	12
Emerson Alternative	8	6	2	7	1	5	10	3	9	4	11	12
D91 Online Academy	9	7	5	6	1	2	10	3	8	4	11	12
A. H. Bush Elementary School	8	5	4	3	1	2	10	6	9	7	11	12
Dora Erickson Elementary School	8	7	6	5	1	2	10	3	9	4	11	12
Edgemont Elementary School	8	5	7	6	1	2	11	3	9	4	10	12
Ethel Boyes Elementary School	8	3	4	7	1	2	10	6	9	5	11	12
Fox Hollow Elementary School	8	4	7	5	1	2	11	3	9	5	10	12
Hawthorne Elementary School	9	5	6	7	1	4	11	3	8	2	10	12
Linden Park Elementary School	8	4	6	7	1	2	10	3	9	5	11	12
Longfellow Elementary School	8	5	6	7	1	2	11	4	9	3	10	12
Sunnyside Elementary School	6	5	8	7	1	3	11	2	10	4	9	12
Temple View Elementary School	8	2	4	7	1	3	11	5	9	6	10	12
Theresa Bunker Elementary School	8	5	6	7	1	2	11	3	9	4	10	12
Westside Elementary School	8	3	7	6	1	2	11	5	9	4	10	12
Eagle Rock Middle School	8	3	6	7	1	2	11	4	9	5	10	12
Taylorview Middle School	7	5	8	6	1	3	11	2	9	4	10	12

▶ JANUARY 2022

**SURVEY RESULTS**



Please rank the amenities you would like to see included in a new or renovated Idaho Falls High School.

**By affiliation**

	Athletic Fields & Gymnasiums	Auditorium and Rehearsal Space for choir, band and other performing arts	Classrooms and studios for art, pottery and other fine arts	Commons area where students can meet, collaborate on projects and gather for special events	Large, modern classrooms for flexible learning, equipped with the technology necessary to accommodate learning today and into tomorrow	Latest safety features like controlled access, clearer sight lines, cameras, etc.	Outdoor learning spaces	Modern technology infrastructure throughout the building	Modern cafeteria/lunchroom/dining space	Modern lab spaces for science, technology, engineering, and math classes	Adequate Parking for Students and Special Events	Weight Room/Training Facility
Parent	8	3	7	6	1	2	11	5	9	4	10	12
Student	3	4	5	2	1	6	9	7	8	10	11	12
Alumni	8	5	7	6	1	4	11	2	9	3	10	12
Parent of former student	8	5	7	6	1	4	11	2	9	3	10	12
Grandparent of current or former student	8	5	7	6	1	3	11	2	9	4	10	12
D91 Teacher or Staff	8	5	7	6	1	2	11	3	9	4	10	12
Community member who resides in D91	8	5	7	6	1	4	11	2	9	3	10	12
Community member who resides outside of D91	8	4	5	2	1	3	10	7	9	6	11	12



▶ JANUARY 2022

**SURVEY RESULTS**

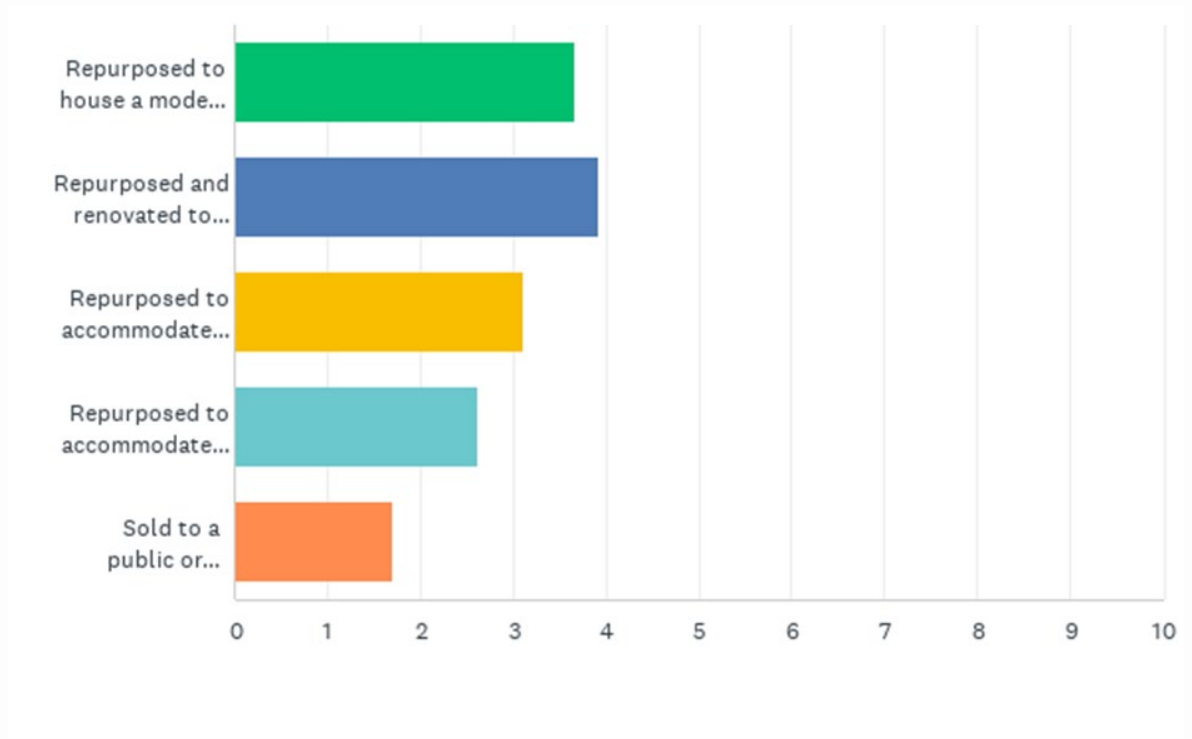


If Idaho Falls High School is rebuilt at a new location, please rank how you would like to see the current building(s) and campus utilized?

Answered: 2,893 Skipped: 196

40% of the respondents chose the option of repurposing and renovating the current IFHS to house a permanent CTE Center.

33% of the respondents chose the option of repurposing the current IFHS to a modern alternative high school.



▶ JANUARY 2022

**SURVEY RESULTS**



If Idaho Falls High School is rebuilt at a new location, please rank how you would like to see the current building(s) and campus utilized?

By school

	Repurposed to house a modern alternative high school	Repurposed and renovated to house a permanent, modern Center for Career-Technical Education	Repurposed to accommodate other and future district needs	Repurposed to accommodate other community uses with community partners	Sold to a public or private entity
Idaho Falls High School	0	1	3	4	5
Skyline High School	2	1	3	4	5
Compass Academy	2	1	3	4	5
Emerson Alternative	1	2	3	4	5
D91 Online Academy	2	1	3	4	5
A. H. Bush Elementary School	1	1	3	4	5
Dora Erickson Elementary School	2	1	3	4	5
Edgemont Elementary School	2	1	3	4	5
Ethel Boyes Elementary School	2	1	3	4	5
Fox Hollow Elementary School	1	2	3	4	5
Hawthorne Elementary School	2	1	3	4	5
Linden Park Elementary School	2	1	3	4	5
Longfellow Elementary School	2	1	3	4	5
Sunnyside Elementary School	2	1	3	4	5
Temple View Elementary School	2	1	3	4	5
Theresa Bunker Elementary School	2	1	3	4	5
Westside Elementary School	2	1	3	4	5
Eagle Rock Middle School	2	1	3	4	5
Taylorview Middle School	2	1	3	4	5

▶ JANUARY 2022

**SURVEY RESULTS**



If Idaho Falls High School is rebuilt at a new location, please rank how you would like to see the current building(s) and campus utilized?

**By affiliation**

	Repurposed to house a modern alternative high school	Repurposed and renovated to house a permanent, modern Center for Career-Technical Education	Repurposed to accommodate other and future district needs	Repurposed to accommodate other community uses with community partners	Sold to a public or private entity
Parent	2	1	3	4	5
Student	1	2	3	4	5
Alumni	2	1	3	4	5
Parent of former student	2	1	3	4	5
Grandparent of current or former student	2	1	3	4	5
D91 Teacher or Staff	2	1	3	4	5
Community member who resides in D91	2	1	3	4	5
Community member who resides outside of D91	1	2	3	4	5

▶ JANUARY 2022

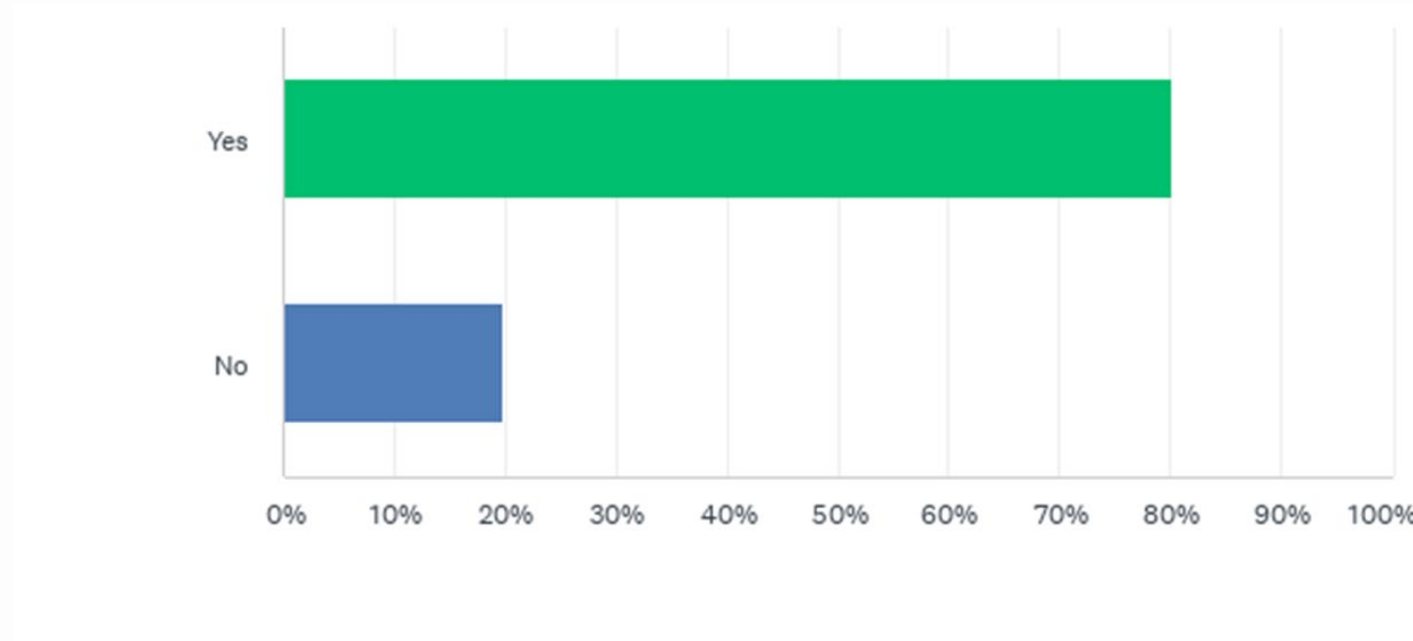
**SURVEY RESULTS**



If Idaho Falls High School is rebuilt, do you support the new location near the corner of 49th and Holmes?

Answered: 2,989 Skipped: 100

Over 80% of the respondents supported the new location near 49<sup>th</sup> and Holmes for IFHS to be rebuilt.





If Idaho Falls High School is rebuilt, do you support the new location near the corner of 49th and Holmes?

**By school**

**By affiliation**

	Yes	No
Idaho Falls High School	82%	18%
Skyline High School	77%	23%
Compass Academy	76%	24%
Emerson Alternative	68%	32%
D91 Online Academy	76%	24%
A. H. Bush Elementary School	67%	33%
Dora Erickson Elementary School	68%	32%
Edgemont Elementary School	84%	16%
Ethel Boyes Elementary School	75%	25%
Fox Hollow Elementary School	77%	23%
Hawthorne Elementary School	73%	27%
Linden Park Elementary School	65%	35%
Longfellow Elementary School	83%	17%
Sunnyside Elementary School	88%	12%
Temple View Elementary School	80%	20%
Theresa Bunker Elementary School	74%	26%
Westside Elementary School	81%	19%
Eagle Rock Middle School	80%	20%
Taylorview Middle School	83%	17%
<b>SUM</b>	<b>5,168</b>	<b>1,353</b>

	Build a new high school at a new location	Renovate the current building at the current location
Parent	84%	16%
Student	73%	27%
Alumni	75%	25%
Parent of former student	76%	24%
Grandparent of current or former student	72%	28%
D91 Teacher or Staff	89%	11%
Community member who resides in D91	79%	21%
Community member who resides outside of D91	83%	18%
<b>SUM</b>	<b>3,510</b>	<b>846</b>

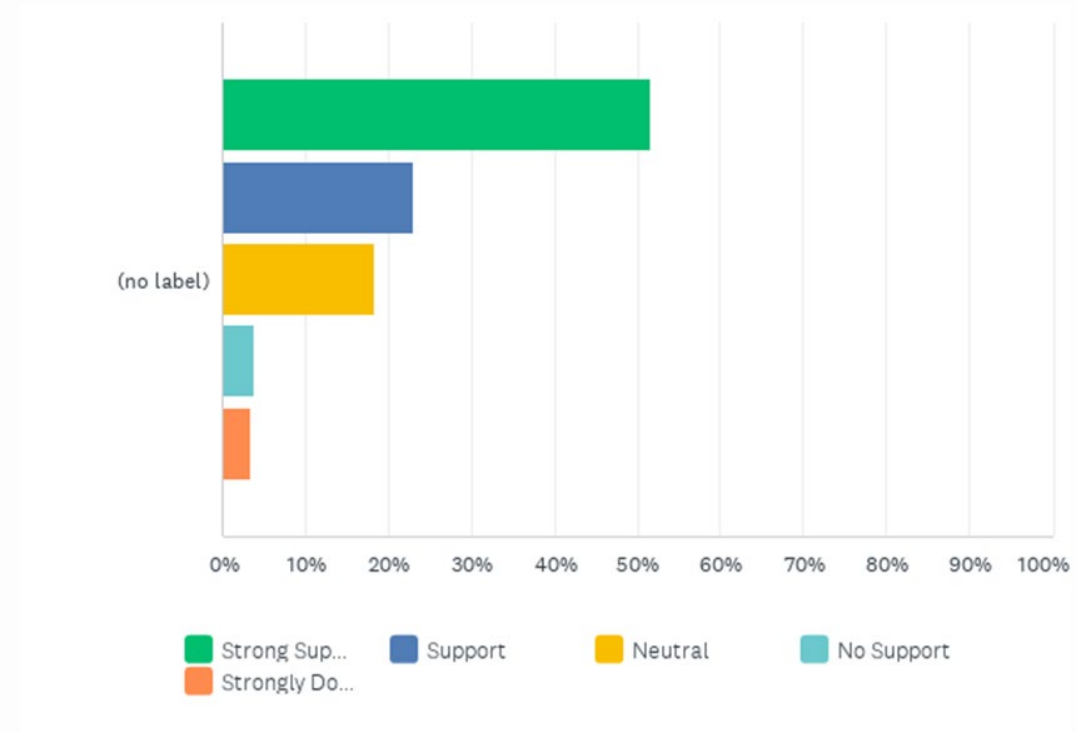
▶ JANUARY 2022

**SURVEY RESULTS**

In previous outreach and facilities work, Skyline High School has been identified as in need of major updates and improvements. **Please indicate your level of support for major improvements and upgrades to Skyline High School.**

Answered: 2,744 Skipped: 345

Over 74% of the respondents either strongly support or support major improvements and/or upgrades to Skyline HS.



▶ JANUARY 2022

**SURVEY RESULTS**

In previous outreach and facilities work, Skyline High School has been identified as in need of major updates and improvements. Please indicate your level of support for major improvements and upgrades to Skyline High School.



**By school**

**By affiliation**

	Strong support	Support	Neutral	Strongly do not support
Idaho Falls High School	40%	28%	26%	6%
Skyline High School	74%	17%	7%	2%
Compass Academy	45%	25%	26%	4%
Emerson Alternative	49%	26%	17%	9%
D91 Online Academy	51%	22%	12%	15%
A. H. Bush Elementary School	52%	31%	11%	5%
Dora Erickson Elementary School	46%	29%	18%	7%
Edgemont Elementary School	49%	26%	20%	6%
Ethel Boyes Elementary School	66%	22%	8%	4%
Fox Hollow Elementary School	65%	24%	8%	3%
Hawthorne Elementary School	45%	32%	19%	5%
Linden Park Elementary School	37%	27%	29%	6%
Longfellow Elementary School	50%	29%	17%	4%
Sunnyside Elementary School	42%	29%	24%	5%
Temple View Elementary School	66%	17%	11%	5%
Theresa Bunker Elementary School	34%	35%	24%	7%
Westside Elementary School	73%	18%	6%	3%
Eagle Rock Middle School	73%	19%	6%	2%
Taylorview Middle School	40%	30%	24%	6%
<b>SUM</b>	<b>3,374</b>	<b>1,522</b>	<b>1,039</b>	<b>272</b>

	Strong support	Support	Neutral	Strongly do not support
Parent	57%	23%	18%	3%
Student	50%	23%	24%	4%
Alumni	59%	22%	13%	6%
Parent of former student	54%	27%	15%	5%
Grandparent of current or former student	43%	30%	20%	7%
D91 Teacher or Staff	57%	28%	14%	2%
Community member who resides in D91	55%	25%	16%	4%
Community member who resides outside of D91	59%	24%	13%	4%
<b>SUM</b>	<b>2,287</b>	<b>1,006</b>	<b>709</b>	<b>144</b>

▶ JANUARY 2022

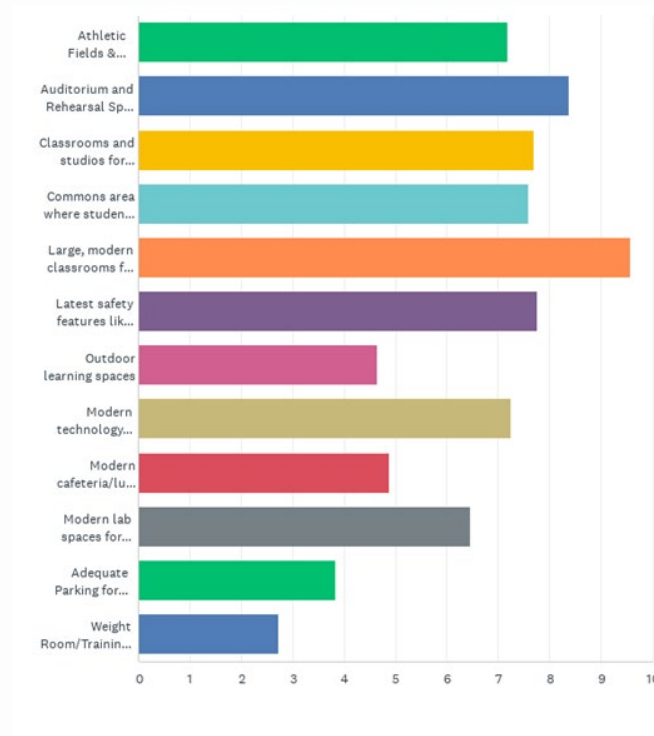
**SURVEY RESULTS**

Please rank the amenities you would like to see included in a new or renovated Skyline High School.

Answered: 2,837 Skipped: 252

The top 5 amenities chosen were:

- Large modern classroom
- Auditorium
- Latest safety features
- Classrooms and studios for fine arts
- Commons area





▶ JANUARY 2022  
SURVEY RESULTS



Please rank the amenities you would like to see included in a new or renovated Skyline High School.

By school

	Athletic Fields & Gymnasiums	Auditorium and Rehearsal Space for choir, band and other performing arts	Classrooms and studios for art, pottery and other fine arts	Commons area where students can meet, collaborate on projects and gather for special events	Large, modern classrooms for flexible learning, equipped with the technology necessary to accommodate learning today and into tomorrow	Latest safety features like controlled access, clearer sight lines, cameras, etc.	Outdoor learning spaces	Modern technology infrastructure throughout the building	Modern cafeteria/lunchroom/dining space	Modern lab spaces for science, technology, engineering, and math classes	Adequate Parking for Students and Special Events	Weight Room/Training Facility
Idaho Falls High School	7	2	4	5	1	3	10	6	9	8	11	12
Skyline High School	7	2	5	4	1	3	10	6	9	8	11	12
Compass Academy	8	2	3	4	1	6	10	5	9	7	11	12
Emerson Alternative	8	2	3	7	1	5	10	4	9	6	11	12
D91 Online Academy	8	2	3	5	1	6	10	4	9	7	11	12
A. H. Bush Elementary School	8	2	3	5	1	6	10	4	9	7	11	12
Dora Erickson Elementary School	8	2	4	5	1	3	10	6	9	7	11	12
Edgemont Elementary School	8	2	6	4	1	3	10	5	9	7	11	12
Ethel Boyes Elementary School	8	3	5	6	1	2	10	4	9	7	11	12
Fox Hollow Elementary School	8	2	7	5	1	4	10	3	9	6	11	12
Hawthorne Elementary School	8	2	3	7	1	4	10	4	9	6	11	12
Linden Park Elementary School	8	3	4	6	1	2	10	5	9	7	11	12
Longfellow Elementary School	8	2	4	6	1	3	10	4	9	7	11	12
Sunnyside Elementary School	7	2	6	5	1	3	10	4	9	8	11	12
Temple View Elementary School	8	2	5	6	1	3	10	4	9	7	11	12
Theresa Bunker Elementary School	8	3	5	6	1	2	10	4	9	7	11	12
Westside Elementary School	7	2	8	6	1	3	11	4	9	5	10	12
Eagle Rock Middle School	8	2	6	5	1	4	10	3	9	7	11	12
Taylorview Middle School	7	2	4	6	1	3	10	5	9	8	11	12

► JANUARY 2022

**SURVEY RESULTS**



Please rank the amenities you would like to see included in a new or renovated Skyline High School.

**By affiliation**

	Athletic Fields & Gymnasiums	Auditorium and Rehearsal Space for choir, band and other performing arts	Classrooms and studios for art, pottery and other fine arts	Commons area where students can meet, collaborate on projects and gather for special events	Large, modern classrooms for flexible learning, equipped with the technology necessary to accommodate learning today and into tomorrow	Latest safety features like controlled access, clearer sight lines, cameras, etc.	Outdoor learning spaces	Modern technology infrastructure throughout the building	Modern cafeteria/lunchroom/dining space	Modern lab spaces for science, technology, engineering, and math classes	Adequate Parking for Students and Special Events	Weight Room/Training Facility
Parent	7	2	4	6	1	3	10	5	9	8	11	12
Student	1	2	5	4	3	6	8	7	9	10	11	12
Alumni	8	2	6	7	1	4	10	3	9	5	11	12
Parent of former student	8	4	6	7	1	5	10	2	9	3	11	12
Grandparent of current or former student	8	5	7	6	1	2	10	3	9	4	11	12
D91 Teacher or Staff	8	4	5	7	1	2	10	3	9	6	11	12
Community member who resides in D91	8	3	6	7	1	4	10	2	9	5	11	12
Community member who resides outside of D91	8	2	3	4	1	5	10	6	9	7	11	12

▶ JANUARY 2022

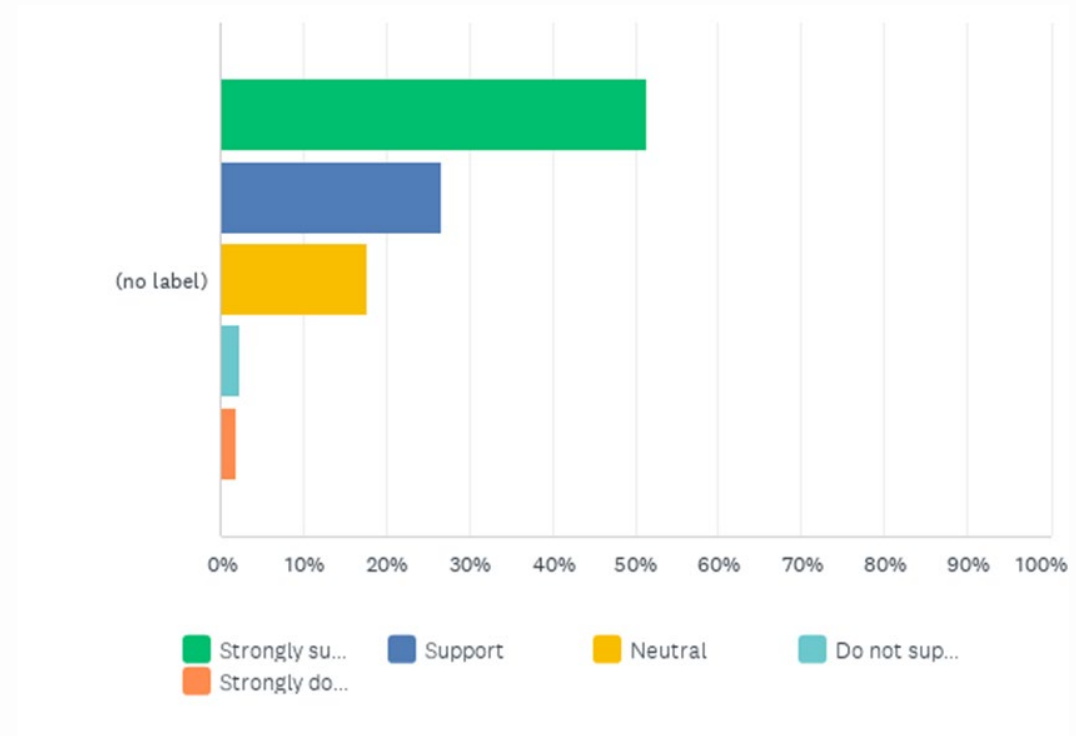
**SURVEY RESULTS**

With continued growth on the south side of Idaho Falls, many of our south side elementary schools are at or over capacity. **Please indicate your level of support for the construction of a new elementary school on the district’s south side.**

Answered: 2,699 Skipped: 390



Over 78% of the respondents either strongly support or support the construction of a new elementary school on the south side.



▶ JANUARY 2022

**SURVEY RESULTS**

With continued growth on the south side of Idaho Falls, many of our south side elementary schools are at or over capacity. **Please indicate your level of support for the construction of a new elementary school on the district’s south side.**



**By school**

**By affiliation**

	Strongly support	Support	Neutral	Do not support
Idaho Falls High School	56%	26%	16%	2%
Skyline High School	48%	28%	21%	3%
Compass Academy	44%	33%	19%	4%
Emerson Alternative	45%	29%	22%	3%
D91 Online Academy	44%	31%	24%	1%
A. H. Bush Elementary School	44%	33%	18%	5%
Dora Erickson Elementary School	50%	34%	14%	2%
Edgemont Elementary School	59%	25%	14%	2%
Ethel Boyes Elementary School	57%	26%	13%	4%
Fox Hollow Elementary School	51%	27%	18%	3%
Hawthorne Elementary School	53%	26%	18%	3%
Linden Park Elementary School	54%	27%	15%	3%
Longfellow Elementary School	64%	22%	13%	1%
Sunnyside Elementary School	73%	17%	8%	2%
Temple View Elementary School	54%	27%	18%	1%
Theresa Bunker Elementary School	46%	27%	22%	5%
Westside Elementary School	50%	30%	18%	2%
Eagle Rock Middle School	47%	29%	22%	2%
Taylorview Middle School	59%	24%	15%	2%
<b>SUM</b>	<b>3,468</b>	<b>1,713</b>	<b>1,097</b>	<b>153</b>

	Strongly support	Support	Neutral	Do not support
Parent	59%	24%	14%	2%
Student	35%	34%	29%	2%
Alumni	58%	28%	12%	2%
Parent of former student	58%	21%	16%	5%
Grandparent of current or former student	51%	27%	18%	5%
D91 Teacher or Staff	62%	24%	13%	1%
Community member who resides in D91	58%	25%	14%	3%
Community member who resides outside of D91	56%	26%	17%	1%
<b>SUM</b>	<b>2,403</b>	<b>1,121</b>	<b>709</b>	<b>110</b>

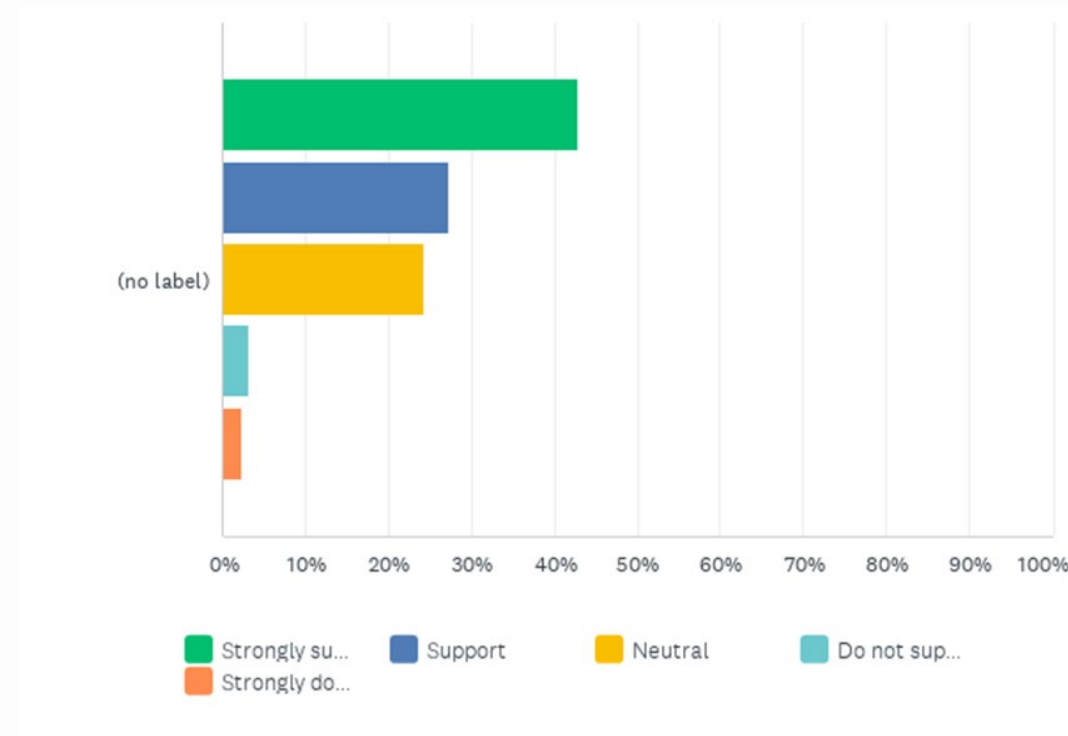
▶ JANUARY 2022

**SURVEY RESULTS**

In previous community outreach and facilities work, Temple View Elementary School has been identified as in need of improvements, and, in addition, we are seeing increasing growth on the north side of Idaho Falls. **Please indicate your level of support for construction of a new, larger elementary school on the district’s north side that would replace Temple View Elementary School.**

Answered: 2,699 Skipped: 390

Over 70% of the respondents either strongly support or support the construction of a new and larger Temple View ES on the north side.



▶ JANUARY 2022

**SURVEY RESULTS**

In previous community outreach and facilities work, Temple View Elementary School has been identified as in need of improvements, and, in addition, we are seeing increasing growth on the north side of Idaho Falls. **Please indicate your level of support for construction of a new, larger elementary school on the district’s north side that would replace Temple View Elementary School.**



**By school**

**By affiliation**

	Strongly support	Support	Neutral	Do not support
Idaho Falls High School	43%	28%	26%	3%
Skyline High School	46%	27%	24%	3%
Compass Academy	41%	32%	25%	2%
Emerson Alternative	48%	26%	22%	4%
D91 Online Academy	53%	22%	24%	1%
A. H. Bush Elementary School	40%	34%	22%	3%
Dora Erickson Elementary School	42%	36%	21%	2%
Edgemont Elementary School	49%	31%	17%	3%
Ethel Boyes Elementary School	56%	26%	15%	3%
Fox Hollow Elementary School	46%	28%	23%	3%
Hawthorne Elementary School	43%	28%	26%	4%
Linden Park Elementary School	39%	32%	25%	4%
Longfellow Elementary School	52%	26%	20%	2%
Sunnyside Elementary School	47%	25%	25%	2%
Temple View Elementary School	73%	16%	10%	1%
Theresa Bunker Elementary School	36%	31%	29%	4%
Westside Elementary School	48%	27%	23%	2%
Eagle Rock Middle School	47%	28%	22%	3%
Taylorview Middle School	42%	28%	26%	3%
<b>SUM</b>	<b>2,942</b>	<b>1,775</b>	<b>1,487</b>	<b>180</b>

	Strongly support	Support	Neutral	Do not support
Parent	49%	25%	23%	3%
Student	31%	32%	35%	2%
Alumni	50%	26%	20%	4%
Parent of former student	49%	25%	21%	4%
Grandparent of current or former student	44%	28%	20%	8%
D91 Teacher or Staff	53%	29%	18%	1%
Community member who resides in D91	48%	26%	22%	3%
Community member who resides outside of D91	51%	29%	18%	3%
<b>SUM</b>	<b>2,007</b>	<b>1,171</b>	<b>1,011</b>	<b>124</b>

▶ JANUARY 2022  
SURVEY RESULTS

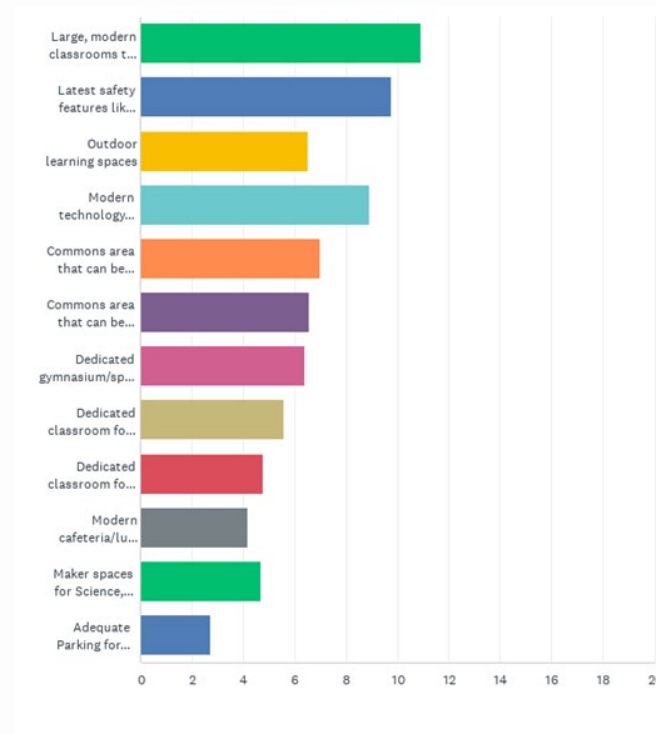


Please rank the amenities you would like to see included in any new elementary school.

Answered: 2,699 Skipped: 390

The top 5 amenities chosen were:

- Large modern classroom
- Latest safety features
- Modern technology
- Commons area
- Outdoor learning space



► JANUARY 2022  
SURVEY RESULTS



Please rank the amenities you would like to see included in any new elementary school.

By school

	Large, modern classrooms that can accommodate flexible learning today and into tomorrow	Latest safety features like controlled access, clearer sight lines, cameras, etc.	Outdoor learning spaces	Modern technology infrastructure throughout the building	Commons area that can be used for small group work and interventions	Commons area that can be used for whole school assemblies & special events	Dedicated gymnasium/space for PE classes	Dedicated classroom for music classes	Dedicated classroom for art classes	Modern cafeteria/lunchroom space	Maker spaces for Science, Technology, Engineering and Math classes and activities	Adequate Parking for Students(?) STAFF??? PARENTS?? and Special Events
Idaho Falls High School	1	2	7	3	4	5	6	8	10	11	9	12
Skyline High School	1	2	5	3	4	6	7	8	9	11	10	12
Compass Academy	1	2	5	3	4	6	7	8	9	11	10	12
Emerson Alternative	1	2	5	3	4	6	7	8	10	11	9	12
D91 Online Academy	1	2	5	3	4	7	6	8	10	11	9	12
A. H. Bush Elementary School	1	2	7	3	4	5	6	8	9	11	10	12
Dora Erickson Elementary School	1	2	5	3	4	6	7	8	9	11	10	12
Edgemont Elementary School	1	2	7	3	4	5	6	8	9	11	10	12
Ethel Boyes Elementary School	1	2	5	3	4	6	7	8	10	11	9	12
Fox Hollow Elementary School	1	2	7	3	4	5	6	8	10	11	9	12
Hawthorne Elementary School	1	2	5	3	4	7	6	8	9	11	10	12
Linden Park Elementary School	1	2	5	3	4	6	7	8	9	11	10	12
Longfellow Elementary School	1	2	7	3	4	5	6	8	10	11	9	12
Sunnyside Elementary School	1	2	7	3	4	5	6	8	10	11	9	12
Temple View Elementary School	1	2	7	3	6	4	5	9	10	11	8	12
Theresa Bunker Elementary School	1	2	7	3	4	6	5	8	11	10	9	12
Westside Elementary School	1	2	7	3	5	6	4	8	10	11	9	12
Eagle Rock Middle School	1	2	7	3	4	5	5	8	10	11	9	12
Taylorview Middle School	1	2	7	3	4	5	6	8	10	11	9	12



► JANUARY 2022  
SURVEY RESULTS



Please rank the amenities you would like to see included in any new elementary school.

By affiliation

	Large, modern classrooms that can accommodate flexible learning today and into tomorrow	Latest safety features like controlled access, clearer sight lines, cameras, etc.	Outdoor learning spaces	Modern technology infrastructure throughout the building	Commons area that can be used for small group work and interventions	Commons area that can be used for whole school assemblies & special events	Dedicated gymnasium/space for PE classes	Dedicated classroom for music classes	Dedicated classroom for art classes	Modern cafeteria/lunchroom space	Maker spaces for Science, Technology, Engineering and Math classes and activities	Adequate Parking for Students(?) STAFF??? PARENTS?? and Special Events
Parent	1	2	7	3	4	5	6	8	10	11	9	12
Student	1	2	3	4	5	6	7	8	9	10	11	12
Alumni	1	2	7	3	4	5	6	8	10	11	9	12
Parent of former student	1	2	10	3	4	6	5	7	9	11	8	12
Grandparent of current or former student	1	2	8	3	4	5	6	7	11	10	9	12
D91 Teacher or Staff	1	2	8	3	4	6	5	7	9	11	10	12
Community member who resides in D91	1	2	9	3	4	6	5	7	10	11	8	12
Community member who resides outside of D91	1	2	7	3	5	4	6	8	9	11	10	12

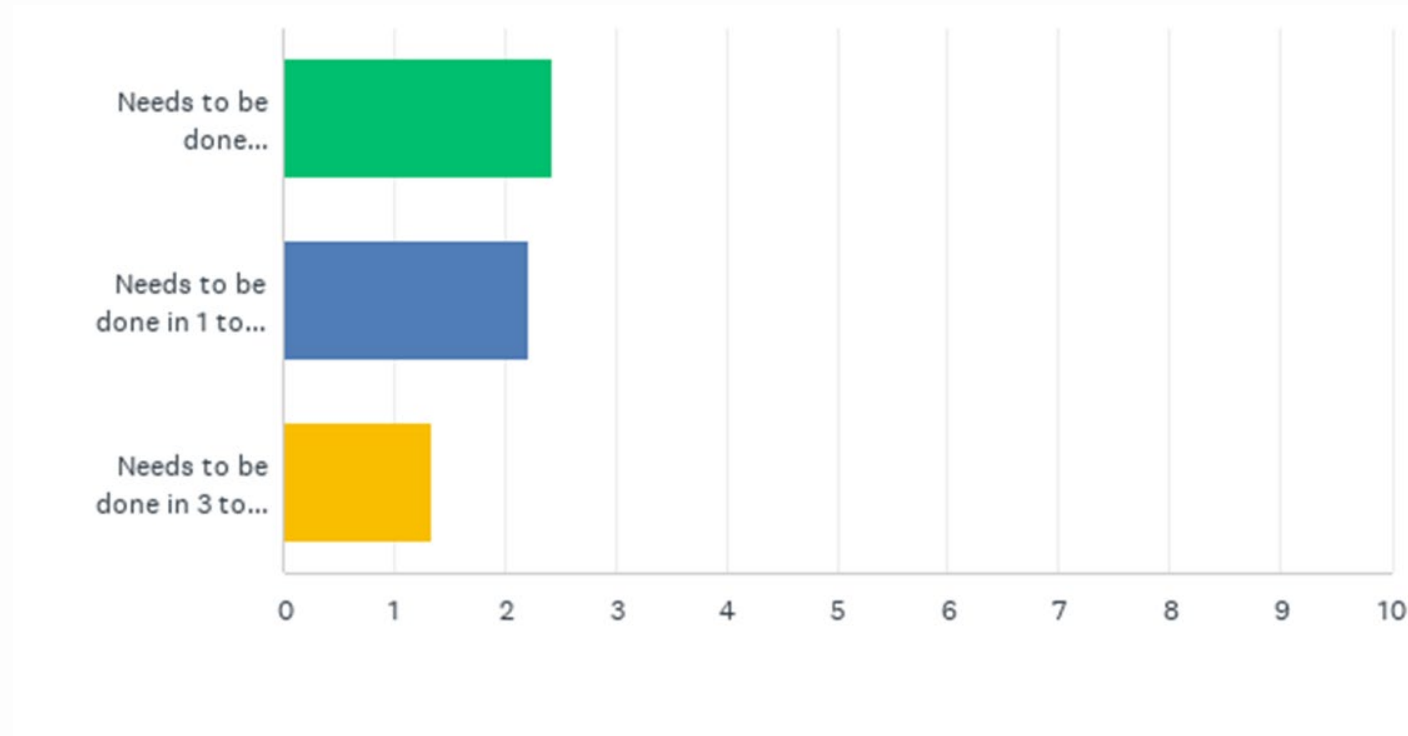
▶ JANUARY 2022  
SURVEY RESULTS



Updating and improving Idaho Falls High School

Answered: 2,596 Skipped: 493

The majority of responses indicated IFHS needs to be updated and improved immediately.



► JANUARY 2022  
SURVEY RESULTS



Updating and improving Idaho Falls High School

By school

	Needs to be done immediately	Needs to be done in 1 to 3 years	Needs to be done in 3 to 5 years
Idaho Falls High School	1	2	3
Skyline High School	1	2	3
Compass Academy	1	2	3
Emerson Alternative	1	2	3
D91 Online Academy	1	2	3
A. H. Bush Elementary School	1	2	3
Dora Erickson Elementary School	1	2	3
Edgemont Elementary School	1	2	3
Ethel Boyes Elementary School	2	1	3
Fox Hollow Elementary School	2	1	3
Hawthorne Elementary School	1	2	3
Linden Park Elementary School	1	2	3
Longfellow Elementary School	1	2	3
Sunnyside Elementary School	1	2	3
Temple View Elementary School	1	2	3
Theresa Bunker Elementary School	1	2	3
Westside Elementary School	2	1	3
Eagle Rock Middle School	1	2	3
Taylorview Middle School	1	2	3

By affiliation

	Needs to be done immediately	Needs to be done in 1 to 3 years	Needs to be done in 3 to 5 years
Parent	1	2	3
Student	2	1	3
Alumni	1	2	3
Parent of former student	1	2	3
Grandparent of current or former student	2	1	3
D91 Teacher or Staff	1	2	3
Community member who resides in D91	1	2	3
Community member who resides outside of D91	1	2	3

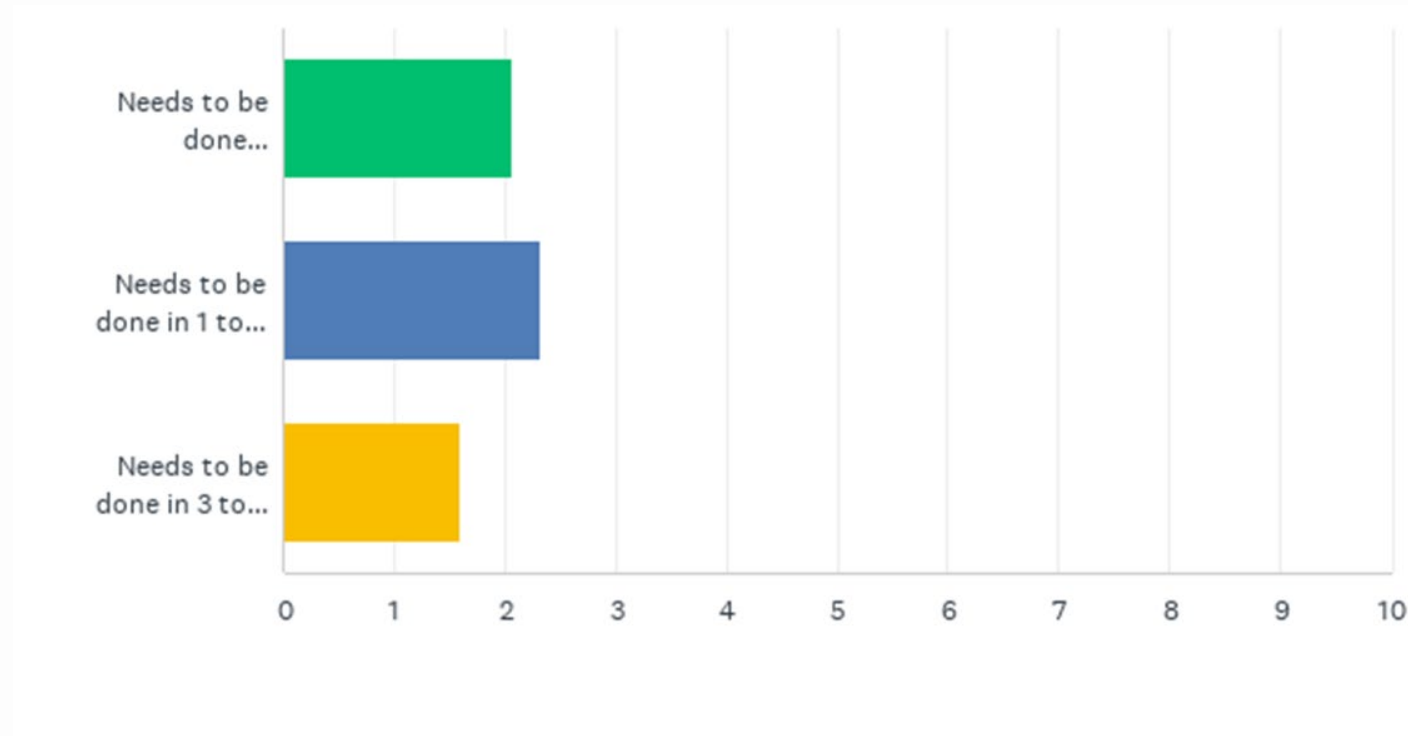
► JANUARY 2022  
SURVEY RESULTS



Updating and improving Skyline High School

Answered: 2,596 Skipped: 493

The majority of responses indicated Skyline HS needs to be updated and improved in the next 1 to 3 years.



► JANUARY 2022  
SURVEY RESULTS



Updating and improving Skyline High School

By school

	Needs to be done immediately	Needs to be done in 1 to 3 years	Needs to be done in 3 to 5 years
Idaho Falls High School	2	1	3
Skyline High School	1	2	3
Compass Academy	2	1	3
Emerson Alternative	2	1	3
D91 Online Academy	2	1	3
A. H. Bush Elementary School	2	1	3
Dora Erickson Elementary School	2	1	3
Edgemont Elementary School	2	1	3
Ethel Boyes Elementary School	2	1	3
Fox Hollow Elementary School	2	1	3
Hawthorne Elementary School	2	1	3
Linden Park Elementary School	3	1	2
Longfellow Elementary School	2	1	3
Sunnyside Elementary School	2	1	3
Temple View Elementary School	2	1	3
Theresa Bunker Elementary School	3	1	2
Westside Elementary School	1	2	3
Eagle Rock Middle School	1	2	3
Taylorview Middle School	2	1	3

By affiliation

	Needs to be done immediately	Needs to be done in 1 to 3 years	Needs to be done in 3 to 5 years
Parent	2	1	3
Student	1	2	3
Alumni	2	1	3
Parent of former student	2	1	3
Grandparent of current or former student	2	1	3
D91 Teacher or Staff	2	1	3
Community member who resides in D91	2	1	3
Community member who resides outside of D91	1	2	3

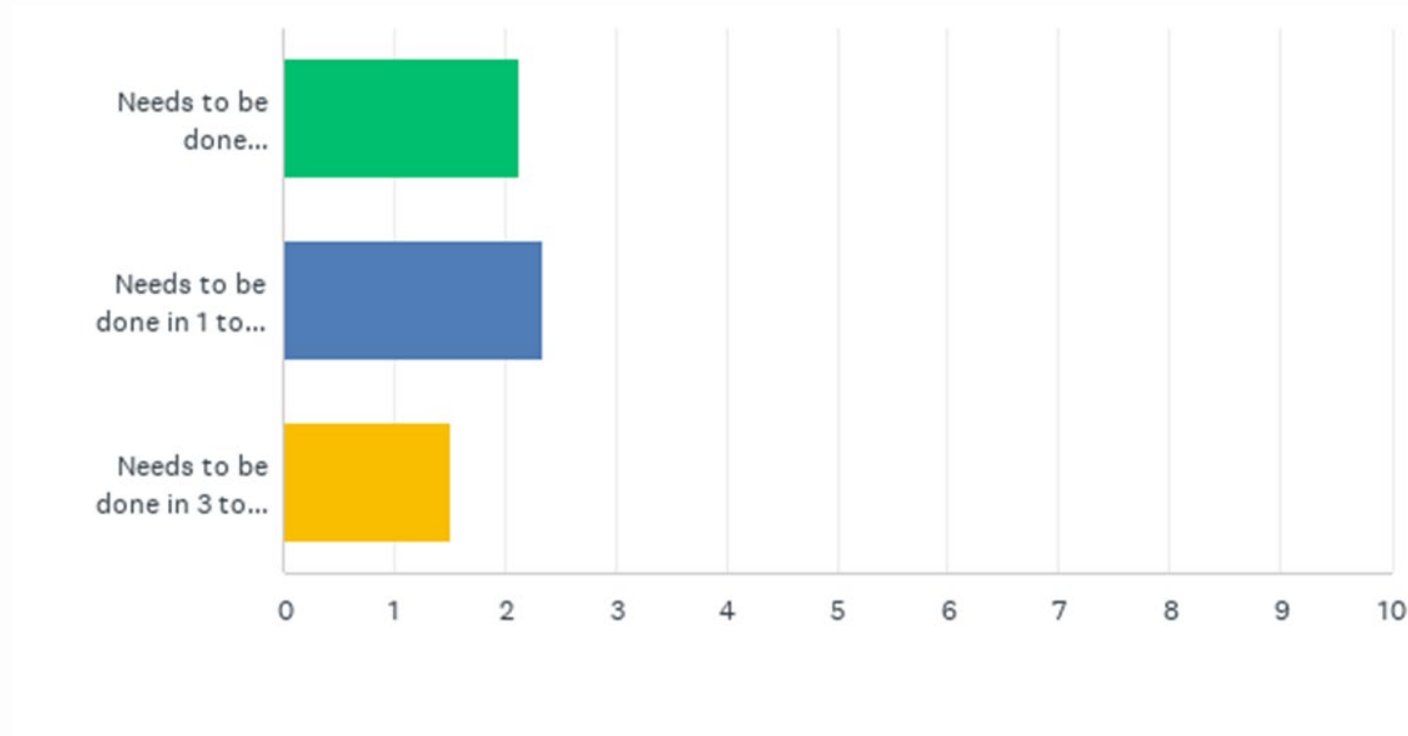
▶ JANUARY 2022  
SURVEY RESULTS



Building a new elementary school on the district's south side.

Answered: 2,596 Skipped: 493

The majority of responses indicated a new elementary needs to be built in the next 1 to 3 years.



► JANUARY 2022  
SURVEY RESULTS



Building a new elementary school on the district's south side.

By school

By affiliation

	Needs to be done immediately	Needs to be done in 1 to 3 years	Needs to be done in 3 to 5 years
Idaho Falls High School	2	1	3
Skyline High School	2	1	3
Compass Academy	2	1	3
Emerson Alternative	2	1	3
D91 Online Academy	2	1	3
A. H. Bush Elementary School	2	1	3
Dora Erickson Elementary School	2	1	3
Edgemont Elementary School	2	1	3
Ethel Boyes Elementary School	2	1	3
Fox Hollow Elementary School	2	1	3
Hawthorne Elementary School	2	1	3
Linden Park Elementary School	2	1	3
Longfellow Elementary School	2	1	3
Sunnyside Elementary School	1	2	3
Temple View Elementary School	2	1	3
Theresa Bunker Elementary School	2	1	3
Westside Elementary School	2	1	3
Eagle Rock Middle School	2	1	3
Taylorview Middle School	2	1	3

	Needs to be done immediately	Needs to be done in 1 to 3 years	Needs to be done in 3 to 5 years
Parent	2	1	3
Student	2	1	3
Alumni	2	1	3
Parent of former student	2	1	3
Grandparent of current or former student	2	1	3
D91 Teacher or Staff	2	1	3
Community member who resides in D91	2	1	3
Community member who resides outside of D91	2	1	3

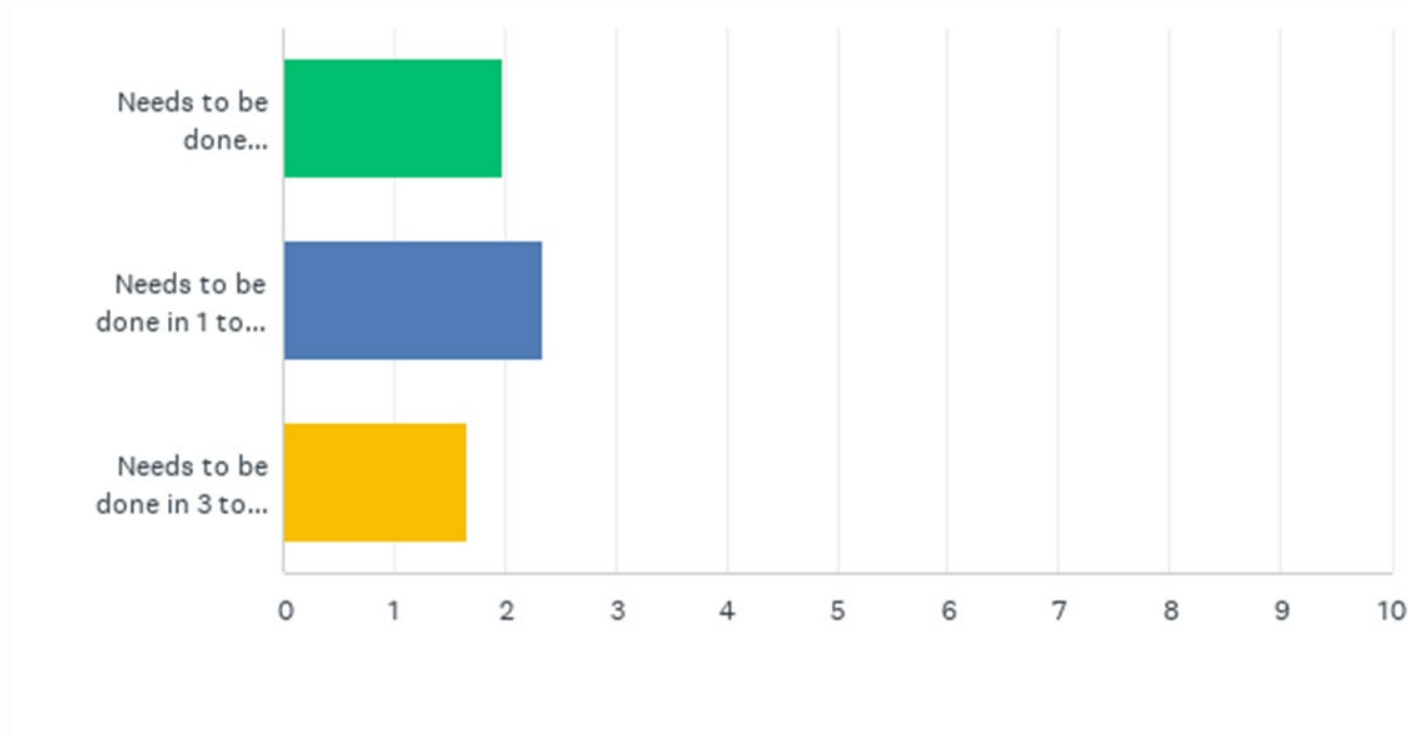
▶ JANUARY 2022  
SURVEY RESULTS



Building a new elementary school to replace Temple View on the district's north side.

Answered: 2,596 Skipped: 493

The majority of responses indicated a new elementary to replace Temple View needs to be built in the next 1 to 3 years.





▶ JANUARY 2022  
SURVEY RESULTS



Building a new elementary school to replace Temple View on the district's north side.

By school

	Needs to be done immediately	Needs to be done in 1 to 3 years	Needs to be done in 3 to 5 years
Idaho Falls High School	2	1	3
Skyline High School	2	1	3
Compass Academy	2	1	3
Emerson Alternative	2	1	3
D91 Online Academy	2	1	3
A. H. Bush Elementary School	2	1	3
Dora Erickson Elementary School	2	1	3
Edgemont Elementary School	2	1	3
Ethel Boyes Elementary School	2	1	3
Fox Hollow Elementary School	2	1	3
Hawthorne Elementary School	2	1	3
Linden Park Elementary School	2	1	3
Longfellow Elementary School	2	1	3
Sunnyside Elementary School	2	1	3
Temple View Elementary School	1	2	3
Theresa Bunker Elementary School	3	1	2
Westside Elementary School	2	1	3
Eagle Rock Middle School	2	1	3
Taylorview Middle School	2	1	3

By affiliation

	Needs to be done immediately	Needs to be done in 1 to 3 years	Needs to be done in 3 to 5 years
Parent	2	1	3
Student	2	1	3
Alumni	2	1	3
Parent of former student	2	1	3
Grandparent of current or former student	2	1	3
D91 Teacher or Staff	2	1	3
Community member who resides in D91	2	1	3
Community member who resides outside of D91	2	1	3

▶ JANUARY 2022

**SURVEY RESULTS**



Please indicate your affiliation to the school district. (Check all that apply)

	Parent	Student	Alumni	Parent of former student	Grandparent of current or former student	D91 Teacher or Staff	Community member who resides in D91	Community member who resides outside of D91
Idaho Falls High School	33%	9%	10%	11%	3%	11%	21%	1%
Skyline High School	28%	20%	8%	9%	3%	12%	18%	2%
Compass Academy	24%	20%	6%	11%	4%	14%	18%	3%
Emerson Alternative	17%	8%	9%	16%	7%	19%	19%	4%
D91 Online Academy	23%	14%	8%	11%	5%	17%	18%	3%
A. H. Bush Elementary School	20%	10%	11%	11%	5%	21%	16%	5%
Dora Erickson Elementary School	22%	9%	10%	11%	7%	20%	19%	3%
Edgemont Elementary School	28%	6%	11%	13%	6%	14%	19%	3%
Ethel Boyes Elementary School	27%	9%	9%	10%	4%	19%	19%	3%
Fox Hollow Elementary School	26%	12%	8%	11%	4%	17%	18%	3%
Hawthorne Elementary School	24%	7%	9%	10%	7%	18%	22%	3%
Linden Park Elementary School	26%	7%	11%	10%	5%	17%	21%	4%
Longfellow Elementary School	32%	6%	12%	11%	4%	12%	21%	1%
Sunnyside Elementary School	38%	6%	9%	10%	4%	10%	22%	2%
Temple View Elementary School	26%	11%	9%	11%	6%	14%	19%	4%
Theresa Bunker Elementary School	22%	7%	8%	12%	6%	20%	20%	5%
Westside Elementary School	31%	10%	9%	10%	4%	15%	20%	2%
Eagle Rock Middle School	29%	13%	9%	10%	4%	13%	20%	2%
Taylorview Middle School	35%	7%	10%	12%	3%	11%	22%	1%
<b>SUM</b>	<b>4,059</b>	<b>1,522</b>	<b>1,263</b>	<b>1,462</b>	<b>569</b>	<b>1,846</b>	<b>2,747</b>	<b>304</b>

▶ JANUARY 2022

**SURVEY RESULTS**



Please indicate your affiliation to the school district. (Check all that apply)

For example: Of the 2,918 times “**Parent**” was selected as a respondent’s affiliation, 2% also identified as a Grandparent of a current or former student.



Affiliation	Parent	Student	Alumni	Parent of former student	Grandparent of current or former student	D91 Teacher or Staff	Community member who resides in D91	Community member who resides outside of D91	SUM
Parent	50%	3%	8%	8%	2%	9%	20%	1%	2,918
Student	8%	68%	3%	3%	3%	3%	10%	2%	1,004
Alumni	21%	3%	30%	10%	4%	9%	22%	2%	1,052
Parent of former student	18%	2%	8%	30%	5%	11%	22%	2%	1,217
Grandparent of current or former student	11%	7%	9%	16%	27%	8%	18%	3%	412
D91 Teacher or Staff	18%	2%	6%	10%	2%	41%	17%	4%	1,449
Community member who resides in D91	25%	4%	10%	12%	3%	10%	35%	1%	2,342
Community member who resides outside of D91	10%	9%	10%	8%	5%	19%	8%	30%	273



# NEXT STEPS

► COMMUNITY OUTREACH  
FRAMING THE DATA AND DESIRED OUTCOMES



**Community Dialogue: February 2**

*Provide feedback on implications of the data on developing facility options*

**Steering Committee #2: February 17**

*Review and comment on data*

*Help draft questionnaire and survey*

*Prepare for community dialogue opportunities*

► **REMINDER!** FACILITIES LONG-RANGE PLAN OUTCOMES

**WHAT ARE WE TRYING TO ACCOMPLISH & OUTCOMES**



Align **major capital investments** over the next 5-10 years with educational program needs, capacities, budgets and our communities.


- Population growth/decline
- Building conditions
- Program needs

New Construction / Rebuilding our Schools



- Systems (roof, HVACs, etc.,)
- Whole building

Major Renovations



- Science, Technology, Engineering, and Math (STEM)
- Career and Technical Education (CTE)
- Visual and Performing Arts (VPA)
- Special Education
- Other

Program Investments



- Do we have the right number of schools, at the right sizes, in the right locations, with the right learning environments to sustainably serve **all students** equitably?

Efficiency & Efficacy

